


2006 WASHINGTON SPRING FOOTBALL PROSPECTUS



Isaiah Stanback



Head Coach Tyrone Willingham



Dashon Goldson

Spring Practice Schedule

Sunday	Monday	Tuesday	Wednesday	Thursday	Friday	Saturday
	April			30 Practice #1	31 Practice #2	1 Practice #3
2	3 Practice #4	4 Practice #5	5	6 Practice #6	7 Practice #7	8 Practice #8
9	10 Practice #9	11 Practice #10	12	13 Practice #11	14	15
16	17 Practice #12	18 Practice #13	19	20 Practice #14	21	22 SPRING GAME 12:45 p.m.

Practices will be held in Husky Stadium. In the event of inclement weather, practice will be held in Dempsey Indoor. Practices are open to the media for the first 25 minutes. The first practice, on March 30, is open from beginning to end. Player interviews will take place prior to pre-practice meetings. Head coach Tyrone Willingham is available to meet with media at 2:45 prior to weekday practices and one hour before Saturday practices in the media workroom in Bank of America Arena. Call or email Brian Beaky or Jeff Bechthold in the UW media relations office (206-543-2230) prior to 10 a.m. each day to coordinate all interviews.

Spring Practice: NCAA rules limit teams to 15 practice days within a 29-day period (University vacations excluded, no Sunday practice permitted), with pads allowed in 12 of those workouts. Washington will conclude its spring season with the annual Purple-White game at Husky Stadium on Saturday, April 22. Kickoff is slated for 12:45 p.m. The game will be broadcast by KJR Radio (AM 950). Admission to the Purple-White game is free. Contact the Washington media relations office (206-543-2230) for press box credentials.

Husky Quick Facts

Name: University of Washington
Location: Seattle, Washington 98195
Founded: November 4, 1861
President : Dr. Mark Emmert
Enrollment: 42,000 (31,474 undergraduates)
Athletic Director: Todd Turner
Head Football Coach: Tyrone Willingham (Michigan State '77)
Stadium: Husky Stadium (capacity 72,500, dedicated 1920)
Nickname: Huskies
Colors: Purple and Gold
Conference: Pacific-10 (Pac-10)
2005 Record: 2-9
2005 Pac-10 Record: 1-7 (9th - tied)
Bowl Game: None
All-Time Record: 641-372-50
Basic Offense: Multiple
Basic Defense: 4-3
Lettermen Lost: 31 (16 Offense/ 14 Defense/ 1 Specialist)
Lettermen Returning: 37 (16 Offense/ 19 Defense/ 2 Specialist)
Starters Lost: 9 (5 Offense/ 3 Defense/ 1 Specialist)
Starters Returning: 15 (6 Offense/ 8 Defense/ 1 Specialist)



Key Phone Numbers

Athletic Department	General Information.....	(206) 543-2210
Athletic Director	Todd Turner.....	(206) 543-2212
Football Office	Liz Zelinski, administrative asst.....	(206) 543-2223
Athletic Communications	Director, TBA.....	(206) 543-2230
Athletic Communications	Jeff Bechthold, asst. for FB.....	(206) 543-2230
	Brian Beaky, asst. for FB	
Athletic Comm. Fax	(206) 543-5000


Football Staff

Tyrone Willingham	Head Coach	Michigan State '77.....	2nd year
Kent Baer.....	Defensive Coordinator	Utah State, '73.....	2nd year
Tim Lappano	Offensive Coordinator/Quarterbacks.....	Idaho, '83.....	2nd year
Mike Denbrock.....	Offensive Line	Grand Valley State '86.....	2nd year
Randy Hart.....	Defensive Line.....	Ohio State '70.....	19th year
Trent Miles.....	Running Backs.....	Indiana State '87.....	2nd year
Bob Simmons.....	Tight Ends and Special Teams.....	Bowling Green '71.....	2nd year
Chris Tormey.....	Linebackers/Recruiting Coordinator	Idaho '78.....	3rd year (14th overall)
Eric Yarber.....	Wide Receivers.....	Idaho '85.....	2nd year
J.D. Williams.....	Secondary.....	Fresno State '90.....	1st year
Joey Hildbold.....	Graduate Assistant	Notre Dame '03.....	2nd year


2006 Washington Football Schedule

Date	Opponent	Time	Site	City
Sept. 2	SAN JOSE STATE	12:30 p.m.	Husky Stadium	Seattle
Sept. 9	at Oklahoma	TBA	Memorial Stadium	Norman, Okla.
Sept. 16	FRESNO STATE	12:30 p.m.	Husky Stadium	Seattle
Sept. 23	UCLA	12:30 p.m.	Husky Stadium	Seattle
Sept. 30	at Arizona	7:00 p.m.	Arizona Stadium	Tucson, Ariz.
Oct. 7	at USC	TBA	L.A. Memorial Coliseum	Los Angeles, Calif.
Oct. 14	OREGON STATE	12:30 p.m.	Husky Stadium	Seattle
Oct. 21	at California	TBA	Memorial Stadium	Berkeley, Calif.
Oct. 28	ARIZONA STATE	12:30 p.m.	Husky Stadium	Seattle
Nov. 4	at Oregon	TBA	Autzen Stadium	Eugene, Ore.
Nov. 11	STANFORD	12:30 p.m.	Husky Stadium	Seattle
Nov. 18	at Washington State	TBA	Martin Stadium	Pullman, Wash.

All times Pacific and subject to change.



Isaiah Stanback



Johnny DuRocher



Louis Rankin

In nature, spring represents new growth, new life and a re-awakening. In Husky football, the “newness” of the spring of 2006 isn’t nearly as stark as it was in 2005. After all, last spring, the Husky players were dealing with a new head coach and a predominantly new coaching staff, with all the changes that entails.

Meanwhile, that new group of coaches, who had only been in a place for a few months, was just beginning to get a handle on the team – its strengths, weaknesses and needs.

This season, both the players and the coaches have a full year under their belts – not only a session of spring ball, but a full fall season as well. All of that changes the outlook as the 2006 Huskies head into their three-plus weeks of spring drills.

Second-year head coach Tyrone Willingham acknowledges the differences between this spring and that of 2005, and he’s hopeful that the added experience and familiarity will allow the team to take another step forward.

“Last year, we couldn’t tell you that we knew our players, nor could our players tell you that they truly knew us,” Willingham says. “Hopefully, after a year of being together, we have more insight into each other. We have more insight as to what brings a great response from our young men, and our young men understand clearly what our program is all about. Hopefully, familiarity makes us a better group with a greater understanding and are more on the same page.

“Last year, we went into spring trying to teach how we do things,” Willingham continues. “Sometimes that means some of the why’s might be missed. Now, they should understand how we do it and hopefully in a lot of cases, why we do it, which reinforces everything that we’re doing. That should allow us to go from worrying about content and information to really starting to just play the game and having a comfortable level of knowledge about the system. I’m hoping that the year has brought that about -- that the players understand how we do things; they understand why we do things and to a certain degree, don’t have to worry about information overload because they’re not getting an all-new system. Maybe now, we can just go play, and play like Dawgs play.”

Throughout last spring, and into the fall for that matter, Willingham continually let it be known that all positions on the team were open. Even a year later, he’ll tell you that remain the case.

“It should always be the case,” he says. “Even when you have a fourth-year starter who’s an All-American, his position should be open. And to be honest, he should welcome the knowledge that his position is open. If he’s truly an All-American, he should play like an All-American. He shouldn’t need a name or a number on his jersey. People should come to practice and say, ‘whoa, that’s an All-American.’ That’s the way his practice should be every day. So, the threat of competition shouldn’t bother him. It should motivate him.

“To make us a better football team, we need competition,” Willingham explains. “We need to have all the positions open. We need to have every guy feel like everything he does is critical to the success of the individual in gaining a position and being a starter and in turn, to the success of the team. So, I’ve always believed that everything should be open, and that your most competitive ballplayers, the real winners and champions, they love it that way. They thirst for that kind of mindset to bring out the best in them.”

Offense

The Huskies return six starters and 18 letterwinners on offense. The list includes experiences groups at quarterback, running back and receiver, while the offensive line is clearly the least experienced unit. Last season, the Huskies made strides in most areas of their offense over the previous season, particularly in the turnovers department as they went from a Pac-10-high 42 turnovers in 2004 to only 20 last season. The Huskies also improved their per-game scoring by more than a touchdown while also increasing their rushing and passing output. Additionally, the UW’s team pass efficiency made a drastic increase (from 78.73 to 123.30) while third-down conversion percentage also improved.

Despite a perceived need for concentration on the young offensive line, where only one regular starter returns from 2005, Willingham notes that all areas of his team are in need of improvement.

“Everything is in need of attention,” Willingham says. “I like our quarterbacks, but we have to get better at quarterback. We’ve got to get better at running back even though we had occasions last year where we had some good performances. We need all of our areas, even though some showed promise, to really step up. Our offensive line is one of those.

“The offensive line, in many cases, is the most critical and important position on your team,” Willingham continues. “They allow everyone else to function with ease. A great offensive line provides great protection, and quarterbacks look good because they have time to throw. A great offensive line makes it so the running back looks at the holes like they’re as wide as a freeway. When you have a great offensive line, it changes everyone’s demeanor and it really changes everyone’s level of production.”

Quarterbacks


The Huskies continue to boast an experienced corps of quarterbacks, including two returners that have started at one point in their career and another that saw significant game action in 2005.

Three-year letterman and senior Isaiah Stanback started all 11 games last year for the UW. In 11 games, he completed 143-of-264 passes (54.2 percent) for 2,136 yards, nine touchdowns and six interceptions. He also rushed for 353 yards (third on the team) and three touchdowns. He finished sixth in the Pac-10 Conference in passing yards, passing efficiency and total offense and, among quarterbacks who played in enough games to qualify for conference rankings, threw fewer interceptions than all but one.

Last year, junior-to-be Johnny DuRocher spent the majority of the season as the Huskies' No. 2 quarterback. He saw action in five games, completing 24-of-54 passes for 247 yards, two touchdowns and two interceptions. DuRocher will continue to provide a stiff challenge for the starting job, as he did throughout fall camp last season.

Another junior, Carl Bonnell, didn't see any game action last year due primarily to injury, but provides more experience to the group. In 2004, Bonnell played in four games, including starts against Stanford and San Jose State.

Senior Felix Sweetman completes the Huskies' four-man quarterback corps. Last year, Sweetman played in his first game at the UW against Idaho, but has yet to throw a pass.



Kenny James

Running Backs


The Huskies' crop of running backs for 2006 features both experience and youth.

Junior Louis Rankin started the first seven games of 2005 at tailback before an injury curtailed his participation in the latter of the season. Rankin rushed for 485 yards on 104 carries, good for 4.7 yards per carry and 69.3 yards per game. He opened the season in style with a 112-yard effort in his first career start vs. Air Force. He also tallied 115 yards against Idaho and 109 at UCLA, by himself eclipsing the Huskies' total of 100-yards games the previous season.

Senior Kenny James didn't start any games at tailback last year, but started 10 in 2004 and five in 2003, making him the UW's most experienced back with more than 1,300 career rushing yards. Last season, an injury suffered in fall camp got his campaign off to a slow start. He played in a total of seven games in 2005, rushing for 103 yards on 29 carries.

Adding to the mix at tailback J.R. Hasty, a heralded recruit who redshirted the 2005 season, but was close enough to getting on the field that he was a regular on the travel squad during the early stages of the season. A quick and strong runner, he'll certainly add competition to the position.

Last year, senior Mark Palaita emerged from occasional special teams play to regular action at fullback. While Palaita carried the ball only three times, he played in all 11 games and spent considerable time as a backfield blocker. Sophomore Luke Kravitz also earned time at fullback last year and will look to add to that in 2006.



Sonny Shackelford

Wide Receivers

Washington welcomes back six lettermen at wide receiver, and seven players return that have caught at least one pass during their Husky career.

Senior and three-year letterman Sonny Shackelford led the Huskies with 41 receptions in 2006, the second straight season that he led the team in catches. Shackelford caught a pass in all but one game last year and had his best days vs. California (six catches, 124 yards, 1 touchdown) and Washington State (4-121-1).

Like Shackelford, junior Anthony Russo started all 11 games in 2005, catching at least one pass in all 11. Russo finished the year with 487 receiving yards on 30 receptions and, like Shackelford, also saw significant time as the Huskies' punt returner.


Willingham notes that junior Corey Williams has made great strides in returning to the form he showed as a freshman in 2003. After a significant injury in 2004 contributed to a slow return in 2005, Williams hopes to hold a more prominent role in the Huskies' passing game.

Speedy junior Cody Ellis, who has spent time at cornerback, played in all 11 games last year and shows promise as a big-play receiver. Junior Charles Smith adds additional game experienced, having played in four games and three in 2004.

Junior Marlon Wood, whose 2005 season came to a premature end on an injury sustained at the end of a 92-yard kickoff return vs. USC, adds speed and shiftiness as both a receiver and return man.

Also returning from injury is senior Quintin Daniels, who missed all of last season after having seen regular action in 2003 and 2004.

Additionally, the Huskies added a scholarship receiver last fall when Chancellor Young, a product of Seattle's O'Dea High, transferred to the UW from Duke. Due to transfer rules, he sat



Robert Lewis



Clay Walker



Donny Mateaki



Scott White

out the 2005 season, but is eligible once again in 2006.

Tight Ends

Washington returns its two most-oft used tight ends from last season, as well as two other scholarship reserves at the position.

Junior Robert Lewis started the last 10 games last season at tight end. He finished tied for fourth on the team with 14 receptions, good for 162 yards and one touchdown.

Sophomore Johnie Kirton, who moved to tight end from running back prior to the start of last season, came on quickly in his new position. Kirton also caught 14 balls in 2005, for 152 yards and one score. A rare combination of size and speed, Kirton's continuing education at what is still a relatively new position to him could lead to big things.

Michael Gottlieb earned a scholarship last year and spent much of the year on the depth chart, but didn't notch any receptions. Tim Williams, a 6-foot-6 freshman, redshirted the 2005 season and will hope to get onto the field this year.

Offensive Line

Washington lost four experienced linemen off of last year's team, and while technically only one true starter returns from 2005, there's more experience than that statistic might indicate.

That one "true" returning starter is senior guard Stanley Daniels, who started seven of 11 games last season and also started seven in 2004. He returns to his spot at left guard in 2006.

However, fellow senior Clay Walker also started four games at left guard last year. Additionally, Walker started nine games at left guard in 2004 and six games in 2003, making him the second most experienced lineman on the team in terms of career starts. Walker will look to earn the starting position at right guard, battling with sophomore Ryan Bush, who could play either guard spot.

Finally, Chad Macklin earned two starts in 2006: at right tackle against California and Arizona. The 6-foot-8 junior enters the fall as a favorite to take over that right tackle position on a permanent basis.

After those three, the only Husky linemen to have seen game action are junior William Kava and tackle Nathan Flowers. Kava, who returned to the UW last year after a two-year church mission, hasn't played in a game since 2002. Flowers saw significant time on special teams last years.

Flowers is expected to contend with redshirt freshman Ben Ossai for the left tackle spot. On the other end of the line, Macklin will contend with sophomore Casey Bulyca at left tackle.

There's likely to be a new face at center as junior Juan Garcia and sophomore Robert Lukevich will vie for the starting position. Garcia enters the spring healthy after a series of injuries have kept him off the field to this point.

Defense

Washington returns 24 lettermen and a total of eight starters on the defensive side of the ball. The Huskies took the biggest hit, experience-wise, at linebacker as veterans Evan Benjamin and Joe Lobendahn graduated. The only other regular starter not returning is defensive tackle/end Manase Hopoi.

In the meantime, the Huskies have nine returners on the defensive line that have seen game action at some point in their career while six linebackers and nine defensive backs with game experience return.

The only change to the Husky coaching staff was in the secondary, as former California DBs coach J.D. Williams moves up the coast to Seattle to mentor the Husky corners and safeties.

Defensive Line

Heading into spring practice, the puzzle on the defensive line had a lot of pieces and only four starting spots to fill. Any number of players could emerge at any one of several positions, but the one thing that is certain is that there should be plenty of competition.

The one three-year letterman on the defensive line is senior Donny Mateaki, who started 10 of 11 games last year at one of the two end spots. However, Mateaki will also get a look this spring at defensive tackle. If he remains at end, he'll have to hold of a challenge from sophomore Walt Winter, redshirt freshman Daniel Te'o-Nesheim and junior college transfer Anthony Atkins.

Junior Greyson Gunheim, who saw plenty of action as a freshman in 2004, started all 11 games last year at the end position opposite Mateaki. He'll battle senior Brandon Ala and junior Caesar Rayford at that spot. Ala started one game in 2005 and has six career starts entering the season.

Two experienced players will compete for one of the two tackle spots: Wilson Afoa and Erick Lobos. Afoa, a junior, started the last seven games of last season to take a firm hold on the job, but Lobos saw regular action off the bench and could compete at either tackle position.

Along with Mateaki, junior Jordan Reffett and sophomore Jovon O'Connor, who moved from the offensive line last season, will contend for the other tackle position.

Finally, the Huskies will hope for the continued recovery of tackles Jordan White-Frisbee and senior Dan Milsten. After starting eight games as a true freshman in 2004, White-Frisbee sat out all of last year due to injury. Milsten, who started six games in 2004 before suffering a serious injury during a game, continues on the trail to full recovery.

Linebackers

While the loss of veterans like Benjamin and Lobendahn would seem to leave the linebacker corps short on experience, the fact is that six letterwinners return at the three linebacker spots, including three that have started at one point or another and three others that have seen plenty of action.

The most experienced linebacker is senior Scott White. White started every game last season and nine the year before. His 79 tackles in 2005 ranked him fourth on the team while his two interceptions were second.

He'll hope to hold off challenges from juniors Dan Howell and Kyle Trew at the outside LB spot.

At one inside spot, senior Tahj Bomar hopes to pick up where he left off as he started the final two games of the year in place of an injured Lobendahn. After White, Bomar is the Huskies' next most-experienced 'backer. He'll fight it out with sophomore Trenton Tuiasosopo, who hopes to return to the field after recovering from a non-football injury that kept him out of last season.

At the other inside spot, a youthful group will contend for playing time. Sophomore Chris Stevens, who saw significant playing time as a third-down specialist as a freshman in 2005, will attempt to win the spot with competition from redshirt freshmen E.J. Savannah and Joshua Gage.

Defensive Backs

Washington's defensive secondary includes an amazing total of seven returning players that started last year in the four spots. Back are the two primary starters at safety – Dashon Goldson and C.J. Wallace – as well as the two most regular starters at corner – Matt Fountaine and Roy Lewis. Additionally, Darin Harris started at both corner and safety in 2005 while returners Josh Okeobor and Durrell Moss both saw time as starters at cornerback.

In 2005, Wallace, a senior strong safety, was second on the team with 86 tackles while Goldson, a senior free safety, was close behind with 80 tackles. Both enter the 2006 season hoping to hold down their starting spot for the third straight season.

At the strong spot, Wallace will contend with Harris and Moss, both juniors who have played both safety and corner during their UW careers. At free safety, Goldson will compete with sophomore Mesphin Forrester, junior Chris Hemphill and newcomer Jason Wells, a JC transfer.

Both Lewis and Fountaine started eight games at cornerback in 2006. To hold on to those spots, they'll have to fend off challenges from Moss, Okeobor and JC transfer Jordan Murchison, respectively. Murchison enrolled at the UW in January.

Special Teams

Washington lost its primary starting placekicker from last season as Evan Knudson graduated. However, the Huskies welcome the return of starting punter Sean Douglas and an experienced placekicker in Michael Braunstein. Both will face competition from redshirt freshmen Ryan Perkins, who is listed at both positions.


Thanks at least in part to the addition of long snapper Danny Morovick (who enrolled in January after attending, but not playing at, junior college last fall), Willingham has reason to believe that his kicking game can indeed be special.

"I think that's one of the areas that if things fall into place, it could really be a good area for us," Willingham says. "Hopefully, Ryan Perkins or Michael Braunstein will be consistent as our placekicker, and Sean Douglas has the opportunity to be one of the best in the country. We're looking for some more directional punting from him, more of the ability to pin people down in their own end. I think he can be an excellent punter."

As far as punt and kick returners go, the competition could be fierce. Four different veteran players returned at least one punt last season while six returning players lined up as a kickoff returner in 2005. Any one of a number of running backs, receivers and corners could contend for the starting punt and kick return spots.



CJ Wallace



Matt Fountaine



Sean Douglas

2006 Husky Personnel Breakdown

Starters Returning: 15

(Number in parentheses is games started in 2005)

Offense: 6

Stanley Daniels (7)	OG
Robert Lewis (10)	TE
Louis Rankin (7)	TB
Anthony Russo (11)	WR
Sonny Shackelford (11)	WR
Isaiah Stanback (11)	QB

Defense: 8

Wilson Afoa (7)	DT
Matt Fountaine (8)	CB
Dashon Goldson (11)	FS
Greyson Gunheim (11)	DE
Roy Lewis (10)	CB
Donny Mateaki (10)	DT
C.J. Wallace (8)	SS
Scott White (11)	ILB

Specialist: 1

Sean Douglas (12)	P
-------------------	---

Starters Lost: 9

(Number in parentheses is games started in 2005)

Offense: 5

Craig Chambers (6)	WR
Robin Meadow (10)	OT
Tusi Sa'au (11)	OG
Joe Toledo (6)	OT
Brad Vanneman (11)	C

Defense: 3

Evan Benjamin (11)	OLB
Manase Hopoi (11)	DT
Joe Lobendahn (9)	ILB

Specialist: 1

Evan Knudson (11)	PK
-------------------	----

Lettermen Returning: 43

(Number in parentheses indicates letters won)

Offense: 18

Quarterbacks: 2

Isaiah Stanback (3)#	QB
Carl Bonnell (1)	QB

Lettered as a QB/WR in 2003

Running Backs: 3

Kenny James (2)	TB
Louis Rankin (2)	TB
Mark Palaita (2)	FB

Wide Receivers: 6

Anthony Russo (2)	WR
Charles Smith (1)	WR
Corey Williams (3)	WR
Quintin Daniels (2)	WR
Sonny Shackelford (3)	WR
Cody Ellis (2)#	WR

Lettered at safety in 2004

Tight Ends: 2

Johnie Kirtion (1)	TE
Robert Lewis (2)	TE

Offensive Linemen: 5

William Kava (1)	OG
Clay Walker (3)	OG
Stanley Daniels (3)	OG
Chad Macklin (1)	OT
Nathan Flowers (1)	OT

Defense: 24

Defensive Linemen: 9

Greyson Gunheim (2)	DE
Brandon Ala (2)	DE
Wilson Afoa (2)	DT
Erick Lobos (2)	DT
Caesar Rayford (1)	DE
Donny Mateaki (3)	DT
Jordan White-Frisbee (1)	NT
Jordan Reffett (1)	NT
Dan Milsten (2)	NT

Linebackers: 6

Scott White (3)	ILB
Kyle Trew (1)	ILB
Chris Stevens (1)	OLB
Dan Howell (2)	ILB
Tahj Bomar (3)	ILB
Darrion Jones (2)	ILB

Defensive Backs: 9

C.J. Wallace (3)	SS
Chris Hemphill (1)	SS
Durrell Moss (1)	CB
Matt Fountaine (3)	CB
Dashon Goldson (2)	FS
Josh Okoebor (1)	CB
Darin Harris (2)	FS
Roy Lewis (1)	CB

Specialists: 2

Michael Braunstein (1)	PK
Sean Douglas (3)	P

Lettermen Lost: 31

(Number in parentheses indicates letters won)

Offense: 17

Quarterbacks: 1

Casey Paus (4)	QB
----------------	----

Running Backs: 4

Ty Eriks (4)#	FB
Shelton Sampson (2)	TB
James Sims, Jr. (4)%	TB/FB
Chris Singleton (4)	TB

Includes two letters earned at DE

% Includes two letters earned at FS

Wide Receivers: 3

Craig Chambers (2)	WR
Matt Smith (1)	WR
J.R. Wolfork (1)	WR

Tight Ends: 2

Jared Bronson (1)	TE
Dash Crutchley (2)	TE

Offensive Linemen: 7

Tui Alailefaleula (4)#	OG
Jason Benn (3)%	OT
Brandon Leyritz (3)	C
Robin Meadow (3)	OT
Tusi Sa'au (3)	OG
Joe Toledo (4)&	OT
Brad Vanneman (4)	C

Includes three letters earned on DL

% Includes two letters earned at TE

& Includes three letters earned at TE

Defense: 13

Defensive Linemen: 4

Andy Heater (3)#	DT
Manase Hopoi (4)	DT
Mike Mapuolesega (2)	DT
Michael Russell (1)	DT

Includes one letter earned at TE

Linebackers: 5

Evan Benjamin (4)#	OLB
Ryan Campbell (1)	OLB
Joe Lobendahn (4)	ILB
Brian Tawney (2)	ILB
Ben Warren (2)	ILB

Includes two letters earned at FS

Defensive Backs: 4

John Gardenhire (1)	CB
Steve Horan (1)	S
Carlos Serrano (1)	S
Kim Taylor (1)	S

Specialists: 1

Kickers: 1

Evan Knudson (3)	PK
------------------	----

Washington Spring Alphabetical Roster

No.	Name (Letters Won)	Pos.	Ht.	Wt.	Yr.	Exp.	Hometown (High School/JC)
74	Wilson Afoa (2)	DT	6-3	290	Jr.	2V	Honolulu, HI (Saint Louis)
41	Brandon Ala (2)	DE	6-3	245	Sr.	3V	Waianae, HI (Kamehameha)
55	Anthony Atkins	DE	6-2	290	Jr.	JC	Long Beach, CA (Jordan/Compton CC)
69	+ Erik Berglund	OL	6-6	290	Jr.	SQ	Beaverton, OR (Beaverton)
47	Tahj Bomar (3)	OLB	6-2	215	Sr.	3V	Kent, WA (Kentwood)
11	Carl Bonnell (1)	QB	6-3	200	Jr.	1V	Kent, WA (Kentwood)
11	Michael Book	PK	6-3	195	Sr.	SQ	Renton, WA (Liberty/Bellevue CC)
14	Michael Braunstein (1)	PK	5-8	185	Jr.	2V	Gilbert, AZ (Gilbert)
72	Casey Bulycia	OG	6-5	315	So.	SQ	Woodinville, WA (Woodinville)
73	Ryan Bush	OG	6-2	285	So.	SQ	Puyallup, WA (Rogers)
51	+ Linus Chou	OLB	6-4	215	So.	RS	Seattle, WA (Lakeside)
19	Quintin Daniels (2)	WR	6-0	195	Sr.	2V	Los Angeles, CA (Loyola)
74	Stanley Daniels (3)	OG	6-4	310	Sr.	3V	San Diego, CA (Marian Catholic)
21	+ Desmond Davis	DB	5-11	190	So.	RS	Olympia, WA (Olympia/Central Washington)
17	Sean Douglas (3)	P	6-1	215	Sr.	3V	Bellevue, NE (Bellevue East)
12	Johnny DuRocher	QB	6-4	215	Jr.	1V	Graham, WA (Bethel/U. of Oregon)
29	Cody Ellis (2)	WR	6-0	185	Jr.	2V	Puyallup, WA (Puyallup)
48	+ Mark Farney	LB	6-2	202	Fr.	HS	Bellevue, WA (Bellevue)
76	Nathan Flowers (1)	OT	6-3	335	So.	1V	San Diego, CA (Chula Vista)
23	Mesphin Forrester	SS	6-2	185	So.	1V	Los Angeles, CA (Venice)
6	Matt Fountaine (3)	CB	5-11	180	Sr.	3V	Oakland, CA (Bishop O'Dowd)
24	+ Joshua Gage	OLB	6-2	215	Fr.	RS	Huntington Beach, CA (Edison)
58	Juan Garcia	C	6-3	310	Jr.	SQ	Yakima, WA (Eisenhower)
8	Dashon Goldson (2)	FS	6-2	195	Sr.	2V	Carson, CA (Narbonne/Coffeyville CC)
86	+ Michael Gottlieb	TE	6-5	240	So.	1V	Mercer Island, WA (Mercer Island)
7	Greyson Gunheim (2)	DE	6-2	245	Jr.	2V	Sebastopol, CA (Analay)
14	+ Wade Gurnett	CB	5-11	185	So.	SQ	Shoreline, WA (Shorewood)
15	Darin Harris (2)	FS	5-11	200	Jr.	2V	Federal Way, WA (Decatur)
88	+ Tim Harris	TE	6-4	250	Jr.	JC	Tacoma, WA (Bellarmine/Coll. of the Redwoods)
24	J.R. Hasty	TB	5-11	200	Fr.	RS	Bellevue, WA (Bellevue HS)
3	Chris Hemphill (1)	SS	6-6	215	Jr.	2V	Gardena, CA (Junipero Serra)
60	Jasper Henry	DT	6-2	280	So.	SQ	Los Angeles, CA (Dorsey)
34	Dan Howell (2)	ILB	6-1	225	Jr.	2V	Newhall, CA (Hart)
38	+ Jesus Iniguez	S	5-9	205	Fr.	HS	Puyallup, WA (Rogers)
8	Kenny James (2)	TB	5-10	215	Sr.	3V	Dos Palos, CA (Dos Palos)
59	Darrion Jones (1)	LB	6-3	225	So.	1V	Lynwood, CA (Lynwood)
54	William Kava (1)	OG	6-3	275	Jr.	1V	Kaneohe, HI (Iolani)
89	+ Noah Keats	TE	6-5	232	So.	HS	Seattle, WA (Roosevelt)
37	Johnie Kirton (1)	TE	6-3	280	So.	1V	Everett, WA (Jackson)
32	Luke Kravitz	FB	6-1	225	So.	1V	Olympia, WA (Olympia)
81	Robert Lewis (2)	TE	6-5	230	Jr.	2V	Van Nuys, CA (Montclair College Prep)
28	Roy Lewis (1)	CB	5-11	185	Jr.	1V	Los Angeles, CA (Narbonne/San Jose State)
77	Erick Lobos (2)	DT	6-3	300	Jr.	2V	Los Angeles, CA (Venice)
62	+ Robert Lukevich	C	6-2	250	So.	SQ	Seattle, WA (Bishop Blanchet)
75	Chad Macklin (1)	OT	6-8	300	Jr.	2V	Visalia, CA (Golden West)
91	Donny Mateaki (3)	DT	6-5	285	Sr.	3V	Honolulu, HI (Iolani)
80	+ Ian McMilan	WR	6-3	190	Fr.	TR	Portland, OR (Jesuit/Princeton)
15	+ Alex Mercier	WR	6-1	190	Jr.	RS	Edmonds, WA (Blanchet/Pasadena CC)
98	Dan Milsten (2)	NT	6-5	290	Sr.	2V	Tacoma, WA (Rogers)
49	Danny Morovick	LS	6-3	230	Fr.	JC	Mission Viejo, CA (Mission Viejo/Saddleback CC)
5	Durrell Moss (1)	DB	6-1	215	Jr.	1V	Orange, CA (Orange)
16	Jordan Murchison	CB	6-0	184	Jr.	JC	Oakland, CA (Bishop O'Dowd/City Coll. of SF)
87	+ Joel Nelson	DE	6-3	250	Jr.	SQ	Seattle, WA (Ballard)
56	Jovon O'Connor	DL	6-5	315	So.	SQ	Los Angeles, CA (Los Angeles)
12	Josh Okoebor (1)	CB	5-10	175	Sr.	1V	Colton, CA (Fontana HS/Valley CC)
79	Ben Ossai	OL	6-6	290	Fr.	RS	Bakersfield, CA (Stockdale)
43	+ Mark Palaita (2)	FB	5-10	240	Sr.	2V	Waipahu, HI (Kennedy (Seattle))
43	+ T.J. Poe	OLB	6-1	205	Fr.	RS	Enumclaw, WA (Enumclaw)

2006 SPRING ROSTER

9	Louis Rankin (2)	TB	6-0	195	Jr	*	2V	Stockton, CA (Lincoln)
85	Caesar Rayford (1)	DE	6-6	225	Jr		2V	Spanaway, WA (Bethel)
95	Jordan Reffett (1)	NT	6-6	295	Jr	*	2V	Moses Lake, WA (Moses Lake)
5	Anthony Russo (2)	WR	5-11	185	Jr	*	2V	Lakewood, WA (Lakes)
13	Ryan Perkins	PK/P	6-0	185	Fr	*	RS	Olympia, WA (North Thurston)
No.	Name (Letters Won)	Pos.	Ht.	Wt.	Yr.		Exp.	Hometown (High School/JC)
7	+ Troy Perry	WR	5-11	200	Jr	*	RS	Seattle, WA (Franklin/Pasadena CC)
70	Morgan Rosborough	OT	6-6	390	Fr	*	RS	Long Beach, CA (Jordan)
9	Shelton Sampson (2)	DB	5-11	210	Sr	*	3V	Lakewood, WA (Clover Park HS)
22	E.J. Savannah	LB	6-2	215	Fr	*	RS	Bellevue, WA (Bellevue HS)
21	Sonny Shackelford (3)	WR	6-2	180	Sr		3V	Los Angeles, CA (Beverly Hills)
13	Charles Smith (1)	WR	6-0	195	Jr	*	2V	Lemon Grove, CA (Helix)
4	Isaiah Stanback (3)	QB	6-3	205	Sr	*	3V	Seattle, WA (Garfield)
29	Chris Stevens (1)	LB	6-0	195	So		1V	Mojave, CA (Mojave)
17	+ Felix Sweetman	QB	6-2	225	Sr	*	1V	Lakewood, WA (Lakes)
66	Daniel Te'o-Nesheim	DL	6-4	235	Fr	*	RS	Kailua, HI (Hawaii Prep)
20	Kyle Trew (1)	ILB	6-2	220	Jr	*	1V	Edmonds, WA (Edmonds-Woodway)
57	Trenton Tuiasosopo	ILB	6-2	230	So	*	SQ	Everett, WA (Mariner)
63	Clay Walker (3)	OG	6-4	300	Sr	*	3V	Scottsdale, AZ (Horizon)
1	C.J. Wallace (3)	SS	6-0	205	Sr		3V	Sacramento, CA (Grant Union)
26	Jason Wells	S	6-2	210	Jr		JC	LaVerne, CA (Bonita/Mt. San Antonio JC)
4	Scott White (3)	ILB	6-1	230	Sr	*	3V	Lemon Grove, CA (Mission Bay)
94	Jordan White-Frisbee (1)	NT	6-6	335	So	*	1V	Kenmore, WA (Inglemoor)
18	Corey Williams (3)	WR	6-2	190	Jr	*	3V	Las Vegas, NV (Las Vegas)
82	Tim Williams	TE	6-6	230	Fr	*	RS	Chehalis, WA (W.F. West)
92	Walt Winter	DE	6-5	245	So	*	1V	Bothell, WA (Juanita)
83	Marlon Wood	WR	5-10	180	Jr	*	1V	Tampa, FL (Hillborough/Pasadena CC)
84	+ Sho Yoshinaga	WR	5-9	175	Jr		SQ	Seattle, WA (Ballard)
1	Chancellor Young	WR	6-2	210	Jr		TR	Woodinville, WA (O'Dea/Duke)

Roster Key:

+ Walkon () Indicates letters won

* indicates redshirt season utilized


SQ - Squad member, has not played in a game

TR - Transferred to UW from previous playing season.


RS - Redshirted previous season

1V - Indicates number of years on varsity in which player has appeared in at least one game.

Coaching Staff: Tyrone Willingham (head coach), Kent Baer (defensive coordinator), Tim Lappano (offensive coordinator/quarterbacks), Mike Denbrock (offensive line), Randy Hart (defensive line), Trent Miles (running backs), Bob Simmons (tight ends and special teams), Chris Tormey (linebackers/recruiting coordinator), J.D. Williams (secondary), Eric Yarber (wide receivers) and Joey Hildbold (graduate assistant).



Mark Palaita



Greyson Gunheim



Stanley Daniels

Washington Spring Numerical Roster

No.	Name (Letters Won)	Pos.	Ht.	Wt.	Yr.	Exp.	Hometown (High School/JC)
1	C.J. Wallace (3)	SS	6-0	205	Sr.	3V	Sacramento, CA (Grant Union)
1	Chancellor Young	WR	6-2	210	Jr.	TR	Woodinville, WA (O'Dea/Duke)
3	Chris Hemphill (1)	SS	6-6	215	Jr.	2V	Gardena, CA (Junipero Serra)
4	Isaiah Stanback (3)	QB	6-3	205	Sr.	3V	Seattle, WA (Garfield)
4	Scott White (3)	ILB	6-1	230	Sr.	3V	Lemon Grove, CA (Mission Bay)
5	Anthony Russo (2)	WR	5-11	185	Jr.	2V	Lakewood, WA (Lakes)
5	Durrell Moss (1)	DB	6-1	215	Jr.	1V	Orange, CA (Orange)
6	Matt Fountaine (3)	CB	5-11	180	Sr.	3V	Oakland, CA (Bishop O'Dowd)
7	Greyson Gunheim (2)	DE	6-2	245	Jr.	2V	Sebastopol, CA (Analay)
7	+ Troy Perry	WR	5-11	200	Jr.	RS	Seattle, WA (Franklin/Pasadena CC)
8	Dashon Goldson (2)	FS	6-2	195	Sr.	2V	Carson, CA (Narbonne/Coffeyville CC)
8	Kenny James (2)	TB	5-10	215	Sr.	3V	Dos Palos, CA (Dos Palos)
9	Louis Rankin (2)	TB	6-0	195	Jr.	2V	Stockton, CA (Lincoln)
9	Shelton Sampson (2)	DB	5-11	210	Sr.	3V	Lakewood, WA (Clover Park HS)
11	Carl Bonnell (1)	QB	6-3	200	Jr.	1V	Kent, WA (Kentwood)
11	Michael Book	PK	6-3	195	Sr.	SQ	Renton, WA (Liberty/Bellevue CC)
12	Johnny DuRocher	QB	6-4	215	Jr.	1V	Graham, WA (Bethel/U. of Oregon)
12	Josh Okoebor (1)	CB	5-10	175	Sr.	1V	Colton, CA (Fontana HS/Valley CC)
13	Charles Smith (1)	WR	6-0	195	Jr.	2V	Lemon Grove, CA (Helix)
13	Ryan Perkins	PK/P	6-0	185	Fr.	RS	Olympia, WA (North Thurston)
14	Michael Braunstein (1)	PK	5-8	185	Jr.	2V	Gilbert, AZ (Gilbert)
14	+ Wade Gurnett	CB	5-11	185	So.	SQ	Shoreline, WA (Shorewood)
15	Darin Harris (2)	FS	5-11	200	Jr.	2V	Federal Way, WA (Decatur)
15	+ Alex Mercier	WR	6-1	190	Jr.	RS	Edmonds, WA (Blanchet/Pasadena CC)
16	Jordan Murchison	CB	6-0	184	Jr.	JC	Oakland, CA (Bishop O'Dowd/City Coll. of SF)
17	Sean Douglas (3)	P	6-1	215	Sr.	3V	Bellevue, NE (Bellevue East)
17	+ Felix Sweetman	QB	6-2	225	Sr.	1V	Lakewood, WA (Lakes)
18	Corey Williams (3)	WR	6-2	190	Jr.	3V	Las Vegas, NV (Las Vegas)
19	Quintin Daniels (2)	WR	6-0	195	Sr.	2V	Los Angeles, CA (Loyola)
20	Kyle Trew (1)	ILB	6-2	220	Jr.	1V	Edmonds, WA (Edmonds-Woodway)
21	+ Desmond Davis	DB	5-11	190	So.	RS	Olympia, WA (Olympia/Central Washington)
21	Sonny Shackelford (3)	WR	6-2	180	Sr.	3V	Los Angeles, CA (Beverly Hills)
22	E.J. Savannah	LB	6-2	215	Fr.	RS	Bellevue, WA (Bellevue HS)
23	Mesphin Forrester	SS	6-2	185	So.	1V	Los Angeles, CA (Venice)
24	+ Joshua Gage	OLB	6-2	215	Fr.	RS	Huntington Beach, CA (Edison)
24	J.R. Hasty	TB	5-11	200	Fr.	RS	Bellevue, WA (Bellevue HS)
26	Jason Wells	S	6-2	210	Jr.	JC	LaVerne, CA (Bonita/Mt. San Antonio JC)
28	Roy Lewis (1)	CB	5-11	185	Jr.	1V	Los Angeles, CA (Narbonne/San Jose State)
29	Chris Stevens (1)	LB	6-0	195	So.	1V	Mojave, CA (Mojave)
29	Cody Ellis (2)	WR	6-0	185	Jr.	2V	Puyallup, WA (Puyallup)
32	Luke Kravitz	FB	6-1	225	So.	1V	Olympia, WA (Olympia)
34	Dan Howell (2)	ILB	6-1	225	Jr.	2V	Newhall, CA (Hart)
37	Johnie Kirtan (1)	TE	6-3	280	So.	1V	Everett, WA (Jackson)
38	+ Jesus Iniguez	S	5-9	205	Fr.	HS	Puyallup, WA (Rogers)
41	Brandon Ala (2)	DE	6-3	245	Sr.	3V	Waianae, HI (Kamehameha)
43	+ Mark Palaita (2)	FB	5-10	240	Sr.	2V	Waipahu, HI (Kennedy (Seattle))
43	+ T.J. Poe	OLB	6-1	205	Fr.	RS	Enumclaw, WA (Enumclaw)
47	Tahj Bomar (3)	OLB	6-2	215	Sr.	3V	Kent, WA (Kentwood)
48	+ Mark Farney	LB	6-2	202	Fr.	HS	Bellevue, WA (Bellevue)
49	Danny Morovick	LS	6-3	230	Fr.	JC	Mission Viejo, CA (Mission Viejo/Saddleback CC)
51	+ Linus Chou	OLB	6-4	215	So.	RS	Seattle, WA (Lakeside)
54	William Kava (1)	OG	6-3	275	Jr.	1V	Kaneohe, HI (Iolani)
55	Anthony Atkins	DE	6-2	290	Jr.	JC	Long Beach, CA (Jordan/Compton CC)
56	Jovon O'Connor	DL	6-5	315	So.	SQ	Los Angeles, CA (Los Angeles)
57	Trenton Tuiasosopo	ILB	6-2	230	So.	SQ	Everett, WA (Mariner)
58	Juan Garcia	C	6-3	310	Jr.	SQ	Yakima, WA (Eisenhower)
59	Darrion Jones (1)	LB	6-3	225	So.	1V	Lynwood, CA (Lynwood)
60	Jasper Henry	DT	6-2	280	So.	SQ	Los Angeles, CA (Dorsey)
62	+ Robert Lukevich	C	6-2	250	So.	SQ	Seattle, WA (Bishop Blanchet)

2006 SPRING ROSTER

No.	Name (Letters Won)	Pos.	Ht.	Wt.	Yr.	Exp.	Hometown (High School/JC)
63	Clay Walker (3)	OG	6-4	300	Sr.	3V	Scottsdale, AZ (Horizon)
66	Daniel Te'o-Nesheim	DL	6-4	235	Fr.	RS	Kailua, HI (Hawaii Prep)
69	+ Erik Berglund	OL	6-6	290	Jr.	SQ	Beaverton, OR (Beaverton)
70	Morgan Rosborough	OT	6-6	390	Fr.	RS	Long Beach, CA (Jordan)
72	Casey Bulyca	OG	6-5	315	So.	SQ	Woodinville, WA (Woodinville)
73	Ryan Bush	OG	6-2	285	So.	SQ	Puyallup, WA (Rogers)
74	Wilson Afoa (2)	DT	6-3	290	Jr.	2V	Honolulu, HI (Saint Louis)
74	Stanley Daniels (3)	OG	6-4	310	Sr.	3V	San Diego, CA (Marian Catholic)
75	Chad Macklin (1)	OT	6-8	300	Jr.	2V	Visalia, CA (Golden West)
76	Nathan Flowers (1)	OT	6-3	335	So.	1V	San Diego, CA (Chula Vista)
77	Erick Lobos (2)	DT	6-3	300	Jr.	2V	Los Angeles, CA (Venice)
79	Ben Ossai	OL	6-6	290	Fr.	RS	Bakersfield, CA (Stockdale)
80	+ Ian McMilan	WR	6-3	190	Fr.	TR	Portland, OR (Jesuit/Princeton)
81	Robert Lewis (2)	TE	6-5	230	Jr.	2V	Van Nuys, CA (Montclair College Prep)
82	Tim Williams	TE	6-6	230	Fr.	RS	Chehalis, WA (W.F. West)
83	Marlon Wood	WR	5-10	180	Jr.	1V	Tampa, FL (Hillborough/Pasadena CC)
84	+ Sho Yoshinaga	WR	5-9	175	Jr.	SQ	Seattle, WA (Ballard)
85	Caesar Rayford (1)	DE	6-6	225	Jr.	2V	Spanaway, WA (Bethel)
86	+ Michael Gottlieb	TE	6-5	240	So.	1V	Mercer Island, WA (Mercer Island)
87	+ Joel Nelson	DE	6-3	250	Jr.	SQ	Seattle, WA (Ballard)
88	+ Tim Harris	TE	6-4	250	Jr.	JC	Tacoma, WA (Bellarmine/Coll. of the Redwoods)
89	+ Noah Keats	TE	6-5	232	So.	HS	Seattle, WA (Roosevelt)
91	Donny Mateaki (3)	DT	6-5	285	Sr.	3V	Honolulu, HI (Iolani)
92	Walt Winter	DE	6-5	245	So.	1V	Bothell, WA (Juanita)
94	Jordan White-Frisbee (1)	NT	6-6	335	So.	1V	Kenmore, WA (Inglemoor)
95	Jordan Reffett (1)	NT	6-6	295	Jr.	2V	Moses Lake, WA (Moses Lake)
98	Dan Milsten (2)	NT	6-5	290	Sr.	2V	Tacoma, WA (Rogers)

Roster Key:

+ Walkon () Indicates letters won

* indicates redshirt season utilized


SQ - Squad member, has not played in a game

TR - Transferred to UW from previous playing season.

RS - Redshirted previous season

1V - Indicates number of years on varsity in which player has appeared in at least one game.


Coaching Staff: Tyrone Willingham (head coach), Kent Baer (defensive coordinator), Tim Lappano (offensive coordinator/quarterbacks), Mike Denbrock (offensive line), Randy Hart (defensive line), Trent Miles (running backs), Bob Simmons (tight ends and special teams), Chris Tormey (linebackers/recruiting coordinator), J.D. Williams (secondary), Eric Yarber (wide receivers) and Joey Hildbold (graduate assistant).



Wilson Afoa



Anthony Russo



Roy Lewis

Washington Offense

WR	21	Sonny Shackelford*	6-2	180	Sr.
	18	Corey Williams	6-2	190	Jr.
LT	76	Nathan Flowers	6-3	335	So.
	79	Ben Ossai	6-6	290	RFr.
LG	74	Stanley Daniels*	6-4	310	Sr.
	73	Ryan Bush	6-2	285	So.
C	58	Juan Garcia	6-3	310	Jr.
	62	Robert Lukevich	6-2	250	So.
RG	63	Clay Walker	6-4	300	Sr.
	73	Ryan Bush	6-2	285	So.
RT	75	Chad Macklin	6-8	300	Jr.
	72	Casey Bulycha	6-5	315	So.
TE	81	Robert Lewis*	6-5	230	Jr.
	37	Johnie Kirton	6-3	280	So.
QB	4	Isaiah Stanback*	6-3	205	Sr.
	12	Johnny DuRocher	6-4	215	Jr.
	11	Carl Bonnell	6-3	200	Jr.
FB	43	Mark Palaita	5-10	240	Sr.
	32	Luke Kravitz	6-2	230	So.
RB	9	Louis Rankin*	6-0	195	Jr.
	8	Kenny James	5-10	215	Sr.
	24	J.R. Hasty	5-11	200	RFr.
WR	5	Anthony Russo*	5-11	185	Jr.
	29	Cody Ellis	6-1	185	So.


Washington Specialists

K	14	Michael Braunstein <u>OR</u>	5-8	185	Jr.
	13	Ryan Perkins	6-0	185	RFr.
P	17	Sean Douglas	6-1	215	Sr.
	13	Ryan Perkins	6-0	185	RFr.
LS	49	Danny Morovick	6-3	230	RFr.

Washington Defense

DE	91	Donny Mateaki*	6-5	285	Sr.
	92	Walt Winter	6-5	245	So.
	66	Daniel Te'o-Nesheim	6-4	235	RFr.
	55	Anthony Atkins	6-2	290	Jr.
DT	74	Wilson Afoa*	6-3	290	Jr.
	77	Erick Lobos	6-3	300	Jr.
DT	91	Donny Mateaki*	6-5	285	Sr.
	95	Jordan Reffett	6-6	295	Jr.
	56	Jovon O'Connor	6-5	315	So.
DE	7	Greyson Gunheim*	6-4	240	Jr.
	41	Brandon Ala <u>OR</u>	6-3	245	Sr.
	85	Caesar Rayford	6-6	225	Jr.
OLB	4	Scott White*	6-1	230	Sr.
	34	Dan Howell	6-1	225	Jr.
	20	Kyle Trew	6-2	220	Jr.
ILB	47	Tahj Bomar	6-2	215	Sr.
	57	Trenton Tuiasosopo	6-2	230	So.
OLB	29	Chris Stevens	6-0	195	So.
	22	E.J. Savannah	6-2	215	RFr.
CB	6	Matt Fountaine*	5-11	180	Sr.
	16	Jordan Murchison	6-0	184	Jr.
CB	28	Roy Lewis*	5-11	185	Jr.
	5	Durrell Moss	6-1	215	Jr.
SS	1	C.J. Wallace*	6-0	205	Sr.
	15	Darin Harris	5-11	200	Jr.
	5	Durrell Moss	6-1	215	Jr.
FS	8	Dashon Goldson*	6-2	195	Sr.
	23	Mesphin Forrester <u>OR</u>	6-2	185	So.
	3	Chris Hemphill	6-6	215	Jr.
	26	Jason Wells	6-2	210	Jr.

RETURNING HUSKY PLAYERS



74 WILSON AFOA

DT ... 6-3 ... 290

Junior - 2 Letters


Honolulu, HI

Saint Louis High School

One of six players from Hawaii on the Husky roster ... one of three returning starters on the defensive line ... named the winner of the L. Wait Rising Lineman of the Year Award at the postseason banquet ... appeared in all 11

games, starting seven ... recorded 33 tackles, including 7.5 tackles for loss and a sack ... also collected two passes defended and recovered a fumble ... recorded at least one tackle-for-loss in seven of 11 games played ... shared team-high with seven tackles (two for loss) vs. Idaho ... earned first-career start at UCLA ... recovered a fumble at Oregon, and recorded first-career sack at WSU.

Year	G-S	Solo	Asst.	Tot.	Loss	FC	FR	PD	Int.	Sacks
2004	9-0	8	2	10	3.0-6	0	0-0	0	0-0	0-0
2005	11-6	24	9	33	7.5-25	0	1-0	2	0-0	1-8
Totals	20-6	32	11	43	10.5-31	0	1-0	2	0-0	1-8



11 CARL BONNELL

QB ... 6-3 ... 200

Junior - 1 Letter


Kent, WA

Kentwood High School

One of three quarterbacks on the roster who have playing experience ... originally signed a national letter of intent with Washington State but opted to transfer to Washington after never enrolling at WSU as a full-time student

... gifted passer who is also blessed with the abilities to run with the ball ... did not see action after suffering a pre-season leg injury ... appeared in four games in 2004 as a redshirt freshman ... made first start Oct. 2 at Stanford, making him the first UW freshman to start at QB since 1997 ... completed 9-of-25 for 118 yards and an interception ... also started vs. San Jose State, but left before halftime with a groin injury.

Year	G-S	Att.	Comp.	Int.	Yds.	Pct.	TD	LG
2004	4-2	54	20	4	228	.370	0	45



41 BRANDON ALA

DE ... 6-3 ... 245

Senior - 2 Letters


Waianae, HI

Kamehameha High School

One of six players from Hawaii on the Husky roster ... one of nine returning letterwinners on the defensive line ... was limited by injury to just four games in 2005 ... started at Oregon, recording three tackles ... also registered one tackle at UCLA ... was a four-game starter in

2004, compiling 18 tackles and 1.5 tackles for loss.

Year	G-S	Solo	Asst.	Tot.	Loss	FC	FR	PD	Int.	Sacks
2003	9-1	4	7	11	2.5-3	0	0-0	0	0-0	0-0
2004	11-4	8	10	18	1.5-2	0	0-0	0	0-0	0-0
2005	4-1	2	2	4	0-0	0	0-0	0	0-0	0-0
Totals	24-6	14	19	33	4-5	0	0-0	0	0-0	0-0



11 MICHAEL BOOK


PK ... 6-3 ... 195

Senior

Renton, WA

Liberty HS / Bellevue CC

Participates on the Husky service team ... has not seen any game action ... played safety, receiver, and kicker in high school ... as a senior, made 7 out of 11 field goals, including four of five from 45 yards and out ... made a career-long field goal of 49 yards ... as a senior and junior made 1st Team All-KingCo as a kicker, and All-Eastside Team as a kicker for three seasons ... played on the soccer team at Bellevue Community College for two years before transferring to UW.



14 MICHAEL BRAUNSTEIN

PK ... 5-8 ... 185

Junior - 1 Letter

Gilbert, AZ

Gilbert High School


Will compete with Ryan Perkins for UW's placekicker duties this spring ... a Pac-10 All-Academic honorable mention selection in 2005 ... appeared in four games, all on kickoffs ... booted six kickoffs, one for a touchback ... shared kicking duties with Evan Knudson in 2004, converting on three of seven field goals and 11 of 12 PATs ... was third on the team with 20 points.

Field Goals

Year	FGM	FGA	Pct.	1-19	20-29	30-39	40-49	50+	LG	BK
2004	3	7	.429	0-0	3-3	0-0	0-4	0-0	29	0

Scoring

Year	FGs	PAT	Total
2003	0-0	1-1	1
2004	3-7	11-12	20
Totals	3-7	12-13	21



47 TAHJ BOMAR

OLB ... 6-2 ... 215

Senior - 3 Letters

Kent, WA


Kentwood High School

Expected to battle for a starting spot at outside linebacker ... played in all 11 games in 2005, starting the last two after Joe Lobendahn suffered an injury ... received the Husky Fever 12th Man Award at the postseason banquet ... named a Pac-10 All-Academic honorable

mention selection ... recorded 23 tackles with 0.5 tackles for loss, two forced fumbles and one fumble recovery ... saw significant action vs. Oregon State, notching six tackles and a forced fumble ... started at Arizona (five tackles, fumble recovery) and vs. Washington State (six tackles) ... had two tackles and a fumble recovery vs. Cal ... notched two tackles at Arizona State and one vs. Notre Dame.

Year	G-S	Solo	Asst.	Tot.	Loss	FC	FR	PD	Int.	Sacks
2003	7-0	2	1	3	0-0	0	0-0	0	0-0	0-0
2004	4-0	0	1	1	0-0	0	0-0	0	0-0	0-0
2005	11-2	16	7	23	0.5-1	2	1-0	0	0-0	0-0
Totals	22-2	18	9	27	0.5-1	2	1-0	0	0-0	0-0

RETURNING HUSKY PLAYERS



72 CASEY BULYCA

OG ... 6-5 ... 315


Sophomore

Woodinville, WA

Woodinville High School

Highly-touted offensive guard ... has added 25 pounds since the start of the 2004 season ... could see first game action in 2006 ... backed up both guard positions in 2005 ... did not see any game action ... named to the Seattle

Times all-state and all-area teams as a high-school senior.



19 QUINTIN DANIELS

WR ... 6-0 ... 195

Senior - 2 Letters


Los Angeles, CA

Loyola High School

Should be back at full strength in 2006 after sitting out the 2005 season with foot and knee injuries ... appeared in six games in 2004 before suffering a season-ending ACL injury ... set career-highs with three catches for 64

yards at Stanford ... caught a 23-yard TD against Oregon State, but sprained his knee and missed much of the game.

Year	G-S	Rec.	Yds.	Avg.	TD	LG
2003	9-0	4	35	8.8	0	11
2004	6-3	8	121	15.1	1	45
Totals	15-3	12	156	13.0	1	45



73 RYAN BUSH

OG ... 6-2 ... 285

Sophomore

Puyallup, WA

Rogers High School

Will be among those vying for the starting guard spot vacated by Tusi Sa'au ... provided depth on the offensive line in 2005, but did not see game action ... as a prep, was a first-team All-South Puget Sound League pick as

a senior and junior at offensive line ... earned All-State honors from the Seattle Times and Tacoma News Tribune.



74 STANLEY DANIELS

OG ... 6-4 ... 310

Senior - 3 Letters

San Diego, CA

Marian Catholic High School

The lone returning starter on UW's offensive line ... played in all 11 games in 2005, starting seven at left guard ... received the KING-TV Most Improved Award at the team's postseason banquet ... also started seven

games at guard in 2004 ... started his Husky career on the defensive line before moving to offense prior to the start of the 2003 campaign.



51 LINUS CHOU


OLB ... 6-4 ... 215

Sophomore

Seattle, WA

Lakeside High School

Will provide depth at outside linebacker in 2006 ... participated on the service team in 2005 ... did not see any game action ... earned all-Metro League honors at tight end as a high-school senior.



21 DESMOND DAVIS

DB ... 5-11 ... 190

Sophomore


Olympia, WA

Olympia HS / Central Wash.

Redshirted the 2005 season after transferring from Central Washington University in the spring ... excelled as a prep, leading Olympia to an 11-1 record and a third-place state finish in 2003 ... had six interceptions and one kick

return for a touchdown ... named first-team all-league in each of his last two seasons.

RETURNING HUSKY PLAYERS



17 SEAN DOUGLAS

P ... 6-1 ... 215

Senior - 3 Letters

Bellevue, NE

Bellevue East High School

Strong-legged kicker who can punt and handle kickoff duties ... punted 51 times in 2005 ... earned honorable mention All-Pac-10 honors ... ranked second in the Pac-10 and 22nd in NCAA Division I-A with 42.65-yard punting average ... punting average equaled the second-best in UW history, tying his own mark from the 2004 season ... career average of 42.6 yards is currently UW's best all-time ... at Oregon, punted seven times for a 44.9-yard average, including a 69-yarder ... had two kicks for a 47.5-yard average vs. USC ... 16 of his 51 punts were downed inside the opponent's 20 yard line ... had seven punts for a 46.1-yard average vs. Cal.

Year	G	Punts	Yds.	Avg.	BK	LG
2003	12	1	43	43.0	0	43
2004	11	63	2682	42.6	4	78
2005	11	51	2175	42.6	2	69
Totals	34	115	4900	42.6	6	78



76 NATHAN FLOWERS


OT ... 6-3 ... 335

Sophomore - 1 Letter

San Diego, CA

Chula Vista High School

Will compete for one of the two vacated starting spots at offensive tackle ... one of five returning letterwinners on the offensive line ... worked his way up the depth chart at left tackle in 2005, playing in all 11 games ... a two-time all-league and one-time all-area pick as a prep.



23 MESPHIN FORRESTER

SS ... 6-2 ... 185


Sophomore

Los Angeles, CA

Venice High School

Will compete for playing time at safety ... played in four games, recording one tackle at Arizona ... also saw action on special teams ... was an all-league pick as a high-school senior, totaling 90 tackles (58 solo), four interceptions, one sack and one fumble recovery ... older brother, Wale, is a cornerback at California ... prep teammate of UW classmate Erick Lobos.

Year	G-S	Solo	Asst.	Tot.	Loss	FC	FR	PD	Int.	Sacks
2005	4-0	1	0	1	0-0	0	0-0	0	0-0	0-0



12 JOHNNY DUROCHER

QB ... 6-4 ... 215


Junior

Graham, WA

Bethel HS / Univ. of Oregon

One of three returning quarterbacks with game experience ... played in five games before breaking his wrist against Oregon State ... saw most action vs. Oregon State, playing the entire second half ... was 11-for-30 for 103 yards with one touchdown and one interception vs. OSU ... against Notre Dame, went 2-of-5 for 55 yards and a 49-yard TD pass ... completed 7-of-11 passes vs. USC for 69 yards ... sat out the 2004 season after leaving the University of Oregon in September.

Year	G-S	Att.	Comp.	Int.	Yds.	Pct.	TD	LG
2005	5-0	54	24	2	247	.444	2	41



6 MATT FOUNTAINE

CB ... 5-11 ... 180

Senior - 3 Letters

Oakland, CA


Bishop O'Dowd High School

One of eight returning defensive starters for UW ... started eight games at cornerback in 2005 ... recorded 39 tackles, eight pass breakups (most on the team), and two fumble recoveries ... also returned eight kickoffs for 173 yards, a 21.6 yard average ... credited with three pass breakups at Arizona ... missed the USC game due to injury, and was also limited to backup duty against UCLA ... had seven tackles in start vs. Oregon State ... notched four tackles and a fumble recovery in start vs. Air Force ... collected nine tackles vs. Notre Dame, but left game with injury ... older brother, Jamal, was a member of the Huskies' 1991 National Championship team, and currently an assistant coach at Portland State.

Year	G-S	Solo	Asst.	Tot.	Loss	FC	FR	PD	Int.	Sacks
2003	10-0	1	3	4	0-0	0	0-0	0	0-0	0-0
2004	11-2	18	4	22	2-9	0	0-0	2	1-0	0-0
2005	10-8	27	12	39	0-0	0	2-0	8	0-0	0-0
Totals	21-2	46	19	65	2-9	0	2-0	10	1-0	0-0

Kickoff Returns

Year	No.	Yds.	Avg.	TD	LG
2005	8	173	21.6	0	28



29 CODY ELLIS

WR ... 6-0 ... 185


Junior - 2 Letters

Puyallup, WA

Puyallup High School

One of six returning letterwinners at wide receiver ... named a Pac-10 All-Academic First Team selection ... caught eight passes for 154 yards and one touchdown in 11 games at wide receiver ... led the team with a 19.2 yards-per-catch average ... caught two passes for 48 yards vs. Air Force, including a 27-yard touchdown, his first ... moved to wide receiver in 2004 after serving primarily a cornerback as a redshirt freshman.

Year	G-S	Rec.	Yds.	Avg.	TD	LG
2004	11-0	1	5	5.0	0	5
2005	11-0	8	154	19.2	1	45
Totals	22-0	9	159	17.7	1	45



40 JOSHUA GAGE


OLB ... 6-2 ... 215

RS Freshman

Huntington Beach, CA

Edison High School

Provided depth at linebacker in 2005 ... did not see game action ... played two years at Edison HS after transferring from Orcas Island HS in Orcas Island, WA ... rushed for nearly 1,000 yards and 16 TDs in his last two prep seasons ... also totaled 176 tackles and four interceptions in that same span ... earned all-league honors on both sides of the ball as a junior, and again on defense as a senior.



86 MICHAEL GOTTLIEB


TE ... 6-5 ... 240

Sophomore

Mercer Island, WA

Mercer Island High School

Walkon who will compete for playing time at tight end this fall ... saw first career action on special teams vs. Notre Dame ... starred on defense as a prep, finishing his career with 262 tackles, including 174 solo stops, the second-highest total in school history ... led the KingCo 3A Conference with 113 tackles in 2003, earning conference Defensive Player of the Year honors ... also led all-conference tight ends in 2003 with 24 receptions for 350 yards ... named to the KingCo 3A All-Conference first team at both inside linebacker and tight end in 2003 ... selected to the 2003 Seattle Times' all-state second team on defense.



58 JUAN GARCIA

C ... 6-3 ... 310


Junior

Yakima, WA

Eisenhower High School

Will likely compete with Clay Walker for playing time at center ... has yet to see game action after suffering significant leg and ankle injuries during spring 2004 ... named 2002 Big-9 offensive lineman of the year at

Eisenhower ... an AP All-State selection as a senior ... earned All-Big 9 honors on offense and defense as a senior.



7 GREYSON GUNHEIM

DE ... 6-2 ... 245


Junior - 2 Letters

Sebastopol, CA

Analy High School

One of eight returning defensive starters for UW, including three d-line starters ... started all 11 games at defensive end ... recorded 38 tackles, led the team with 11 tackles-for-loss (11th, Pac-10), and tied for the team lead with five sacks (also 11th, Pac-10) ... also notched three pass breakups and recovered a fumble ... named the John P. Angel Outstanding Defensive Lineman at the team's postseason banquet ... recorded five tackles with one tackle-for-loss and a forced fumble vs. Oregon State ... had six tackles, 2.5 tackles for loss and a career-high 2.5 sacks at Arizona State ... also had two tackles-for-loss vs. Air Force ... notched four tackles, one tackle-for-loss and one sack vs. Cal ... selected to the Pac-10 All-Academic second team.

Year	G-S	Solo	Asst.	Tot.	Loss	FC	FR	PD	Int.	Sacks
2004	11-7	8	8	16	3.5-8	0	0-0	1	0-0	1.5-6
2005	11-11	28	10	38	11-49	0	1-0	3	0-0	5-32
Total	22-18	36	18	54	14.5-57	0	1-0	4	0-0	6.5-38



8 DASHON GOLDSON

FS ... 6-2 ... 195

Senior - 2 Letters


Carson, CA

Narbonne HS / Coffeyville CC

One of eight returning starters on defense for UW, including all four secondary starters ... started all 11 games at free safety ... recorded 80 tackles, third most on the team, for an average of 7.3 tackles-per-game, good for 15th in

the Pac-10 ... also recorded three pass breakups, 2.5 tackles-for-loss, one fumble recovery and an interception ... had a 76-yard INT return for a TD vs. USC ... also had nine tackles vs. Trojans ... notched 10 tackles at ASU ... also collected double-digit tackles vs. Air Force (11) and Notre Dame (10) ... added a fumble recovery vs. the Falcons.

Year	G-S	Solo	Asst.	Tot.	Loss	FC	FR	PD	Int.	Sacks
2004	11-11	32	32	64	1-0	12-11	5	2-0	1-0	
2005	11-11	42	38	80	2.5-11	0	1-0	3	1-76	0-0
Total	22-22	74	70	144	3.5-11	13-11	8	3-76	1-0	



14 WADE GURNETT

CB ... 5-11 ... 185


Sophomore

Shoreline, WA

Shorewood High School

An active member of the Huskies' service team in 2005 ... did not see any game action ... played wide receiver and defensive back in HS ... as a senior, caught 19 passes for 585 yards and nine touchdowns, while making 68 tackles and three interceptions on the defensive side ... earned first-team All-WesCo Conference and first-team All-City as both a receiver and defensive back his senior year.

RETURNING HUSKY PLAYERS



15 DARIN HARRIS

FS ... 5-11 ... 200


Junior - 2 Letters

Federal Way, WA

Decatur High School

One of nine returning DBs with at least one letter ... played in all 11 games, starting once (Air Force) at cornerback and three times (Cal, Arizona State, Oregon State) at strong safety ... collected 20 tackles on the season, with one interception ... had an interception on the game's first play vs. Cal ... notched eight tackles vs. Air Force.

Year	G-S	Solo	Asst.	Tot.	Loss	FC	FR	PD	Int.	Sacks
2004	10-0	1	1	2	0-0	1	0-0	0	0-0	0-0
2005	11-4	12	8	20	0-0	0	0-0	0	1-0	0-0
Totals	21-4	13	9	22	0-0	1	0-0	0	1-0	0-0



60 JASPER HENRY

DT ... 6-2 ... 280


Sophomore

Los Angeles, CA

Dorsey High School

Missed the 2005 season with an injury after redshirting in 2004 to preserve eligibility ... added 20 pounds during his redshirt season ... as a HS senior, helped Dorsey to a 12-1 record and No. 13 ranking in the Los Angeles

Times' prep standings.



24 J.R. HASTY

TB ... 5-11 ... 200


RS Freshman

Bellevue, WA

Bellevue High School

Will compete for reps at tailback after redshirting the 2005 season ... named the Bob Jarvis Offensive Scout Squad Player of the Year in 2005 ... played on a Bellevue High team that won an unprecedented four-straight

3A state championships ... led Bellevue to a 39-20 win over national No. 1 De La Salle High at Qwest Field in 2004, breaking De La Salle's record 151-game winning streak ... ran for 271 yards and four scores in the win over De La Salle ... rushed for 5,493 career yards, a KingCo Conference record, and scored 92 career touchdowns, third-most in state history ... named the Associated Press and Seattle Times state player of the year in 2004 ... one of only two running backs named to the EA Sports All-America team.



34 DAN HOWELL

ILB ... 6-1 ... 225


Junior - 2 Letters

Newhall, CA

Hart High School

One of six returning letterwinners at linebacker ... played in all 11 games, at special teams and linebacker ... recorded one tackle against Idaho and one vs. Notre Dame ... played in nine games as a true freshman, making one start at linebacker ... helped HS team to three consecutive trips to the CIF-SS Division II title game, including wins in 2001 and 2003 ... earned all-CIF-Southern Section honors at linebacker in 2003.

Year	G-S	Solo	Asst.	Tot.	Loss	FC	FR	PD	Int.	Sacks
2004	9-1	1	0	1	0-0	0	1-0	0	0-0	0-0
2005	11-0	1	1	2	0-0	0	0-0	0	0-0	0-0
Total	20-1	2	1	3	0-0	0	1-0	0	0-0	0-0



3 CHRIS HEMPHILL

SS ... 6-6 ... 215

Junior - 1 Letter


Gardena, CA

Junipero Serra High School

Will compete for playing time at strong safety ... capable of playing both free safety and strong safety ... imposing figure in the UW defensive backfield ... saw action off the bench in nine games ... saw most playing time at Arizona,

totaling three tackles, one for-loss ... appeared in eight games as a freshman in 2004, totaling 10 tackles.

Year	G-S	Solo	Asst.	Tot.	Loss	FC	FR	PD	Int.	Sacks
2004	8-0	7	3	10	0-0	0	0-0	0	0-0	0-0
2005	9-0	3	0	3	1-1.0	0	0-0	0	0-0	0-0
Total	17-0	10	3	13	1-1.0	0	0-0	0	0-0	0-0



8 KENNY JAMES

TB ... 5-10 ... 215

Senior - 2 Letters

Dos Palos, CA


Dos Palos High School

Enters senior season with 1,335 career yards ... is within range of UW's career top-10s in rushes and rushing yards ... limited to seven games in 2005 due to injury ... carried seven times for 20 yards vs. USC ... recorded nine

carries for 52 yards and a 20-yard TD at UCLA ... completed a 65-yard pass to Sonny Shackelford for a touchdown vs. Washington State ... led all UW backs with 702 yards and five TDs as a sophomore.

Rushing									
Year	G-S	TC	Yds.	Lost	Net	Avg.	TD	LG	
2003	12-5	122	559	29	530	4.3	2	56	
2004	11-10	172	745	43	702	4.1	5	52	
2005	7-0	29	108	5	103	3.6	1	20	
Totals	30-15	323	1412	77	1335	4.1	8	56	

RETURNING HUSKY PLAYERS



59 DARRION JONES

LB ... 6-3 ... 225

Sophomore - 1 Letter


Lynwood, CA

Lynwood High School

Will compete for playing time at linebacker with the departure of two of three UW starters at the position ... played in six games in 2005 on special teams, recording two tackles ... as a prep, led the San Gabriel

League with 10 sacks (for 84 yards) as a senior.

Year	G-S	Solo	Asst.	Tot.	Loss	FC	FR	PD	Int.	Sacks
2005	6-0	2	0	2	0-0	0	0-0	0	0-0	0-0



32 LUKE KRAVITZ

FB ... 6-1 ... 225


Sophomore - 1 Letter

Olympia, WA

Olympia High School

Expected to see first action on offense in 2005 as the reserve back to fullback Mark Palaita ... has added 25 pounds since the start of his freshman season ... saw action on the special teams unit in 2005 ... father,

Al Kravitz, lettered at defensive end for UW in 1970 and '71 ... rushed for 2,460 yards and 41 touchdowns as a HS senior ... finished his career with 4,300 yards and 77 touchdowns, both Olympia HS records ... earned all-state honors from the Associated Press and the Tacoma News Tribune.



54 WILLIAM KAVA

OG ... 6-3 ... 275

Junior - 1 Letter

Kaneohe, HI

Iolani High School

Returned to the Huskies in 2005 after serving a two-year Church Mission in West Africa ... will contend for playing time on offensive line at a guard position ... provided depth on the offensive line in 2005 but did not see game

action ... played in three games as a redshirt freshman in 2002 ... was named Bob Jarvis Offensive Scout of the Year in 2001.



81 ROBERT LEWIS

TE ... 6-5 ... 230

Junior - 2 Letters

Van Nuys, CA


Montclair College Prep

One of six returning offensive starters for UW ... switched from linebacker to tight end in 2004 ... played in all 11 games last season, starting 10 ... totaled 14 catches for 162 yards and one touchdown ... registered three

catches for 23 yards vs. Cal ... caught first career TD at Oregon, one of two catches for 15 yards ... set new career highs with four catches for 50 yards vs. USC ... named a Pac-10 All-Academic honorable mention selection.

Receiving

Year	G-S	Rec.	Yds.	Avg.	TD	LG
2004	5-1	5	32	6.4	0	12
2005	11-10	14	162	11.6	1	27
Total	16-11	19	194	10.2	1	27



37 JOHNIE KIRTTON

TE ... 6-3 ... 280

Sophomore - 1 Letter

Everett, WA


Jackson High School

Originally a running back, but moved to tight end in 2005 ... played in all 11 games, starting in double tight end sets against California and Washington State ... caught 14 passes on the season, for 152 yards and a touchdown

... saw his first action at tight end vs. Air Force, catching two passes for 33 yards ... recorded three catches for 32 yards and his first career touchdown vs. Idaho ... started vs. Cal and caught three passes for a career-high 38 yards ... named the Travis Spring Outstanding Freshman award winner on offense at the postseason banquet.

Receiving

Year	G-S	Rec.	Yds.	Avg.	TD	LG
2005	11-2	14	152	10.9	1	21



28 ROY LEWIS

CB ... 5-11 ... 185

Junior - 1 Letter

Los Angeles, CA

Narbonne HS / San Jose St.

One of eight returning defensive starters for UW, including all four secondary starters ... played in 10 games, starting eight ... recorded 47 tackles (one for loss), four pass


breakups and had an interception (returned for a touchdown) ... also served as the Huskies' primary kickoff returner, bringing back 12 kicks for a total of 257 yards (a 21.4 yard average) ... named the KING-TV Most Improved Defensive Player at the team's postseason banquet ... had a 42-yard interception return for a touchdown at Arizona, to go along with four tackles ... missed the Idaho game with an injury ... totaled 11 tackles at Oregon.

Year	G-S	Solo	Asst.	Tot.	Loss	FC	FR	PD	Int.	Sacks
2005	10-8	29	18	47	1-3	0	0-0	4	1-42	0-0

Kickoff Returns

Year	No.	Yds.	Avg.	TD	LG
2005	12	257	21.4	0	38

RETURNING HUSKY PLAYERS



77 ERICK LOBOS

DT ... 6-3 ... 300

Junior - 2 Letters


Los Angeles, CA

Venice High School

One of nine returning letterwinners on the defensive line ... played in all 11 games at defensive tackle ... recorded 11 tackles and three pass breakups on the year ... had season-best two tackles vs. Oregon and

Idaho, adding two pass breakups against the Vandals ... missed 2004 spring drills due to a broken bone in his foot.

Year	G-S	Solo	Asst.	Tot.	Loss	FC	FR	PD	Int.	Sacks
2004	8-0	5	3	8	1-1	0	1-0	0	0-0	0-0
2005	11-0	8	3	11	0-0	0	0-0	3	0-0	0-0
Total	19-0	13	6	19	1-1	0	1-0	3	0-0	0-0



91 DONNY MATEAKI

DT ... 6-5 ... 285

Senior - 3 Letters

Honolulu, HI

Iolani High School

One of six players from Hawaii on the UW roster ... one of eight returning defensive starters for UW, including three of four d-linemen ... started 10 of 11 games at defensive end in 2005 ... recorded 21 tackles, 5.5 tackles-

for-loss and three sacks on the season ... presented with the Earle Glant Tough Husky Award at the team banquet ... had season-high six tackles (one tackle-for-loss) vs. Oregon State ... notched two sacks vs. Idaho ... registered two tackles-for-loss vs. Notre Dame ... missed spring drills due to foot surgery to repair a ligament ... earned Pac-10 All-Academic honorable mention honors.

Year	G-S	Solo	Asst.	Tot.	Loss	FC	FR	PD	Int.	Sacks
2003	12-4	5	7	12	1-6	0	0-0	1	0-0	2-6
2004	5-1	2	3	5	1-1	0	0-0	0	0-0	1-1
2005	11-10	12	9	21	5.5-27	0	0-0	0	0-0	3-21
Totals	28-15	19	19	38	7.5-34	0	0-0	1	0-0	6-28



62 ROBERT LUKEVICH

C ... 6-2 ... 250


Sophomore

Seattle, WA

Bishop Blanchet High School

Participated on the service team in 2005 ... did not see any game action ... earned All-Metro League honorable mention at center as a high-school senior ... had no fumbled or muffed snaps of any kind in 29 consecutive

games at the varsity level, either of the short- or long-snap variety.



81 ALEX MERCIER

WR ... 6-1 ... 190

Junior

Edmonds, WA

Bishop Blanchet HS / Pasadena CC

Participated on the service team in 2005 ... did not see any game action ... won the Brian Stapp Special Teams Scout Squad Player of the Year Award at the team's postseason banquet ... played receiver for

Pasadena City College in 2004, making 30 catches for 460 yards ... named All-Mission Conference at wide receiver in 2004.



75 CHAD MACKLIN

OT ... 6-8 ... 300


Junior - 1 Letter

Visalia, CA

Golden West High School

One of five returning offensive linemen with playing experience ... is the tallest member of the UW's offensive line two-deep ... started two games at right tackle in 2005 (Cal, Arizona) ... helped UW rush for 333 yards in

win over the Wildcats ... was himself injured vs. Idaho ... appeared in six games in 2004.



98 DAN MILSTEN

NT ... 6-5 ... 290

Senior - 2 Letters

Tacoma, WA


Rogers High School

One of nine returning letterwinners on the UW defensive line ... started his Husky career on the offensive line ... missed all of the 2005 season while continuing to recover from the broken leg and dislocated ankle he suffered

vs. Oregon State in 2004 ... started the first six games of the 2004 season before the injury ... had nine tackles during the season ... made three tackles in 2003, and was the Mark Drennan Defensive Scout of the Year in 2002.

Year	G-S	Solo	Asst.	Tot.	Loss	FC	FR	PD	Int.	Sacks
2003	10-0	2	1	3	0-0	1	0-0	0	0-0	0-0
2004	6-6	3	6	9	0-0	0	0-0	0	0-0	0-0
Totals	16-6	5	7	12	0-0	1	0-0	0	0-0	0-0

RETURNING HUSKY PLAYERS



5 DURRELL MOSS

DB ... 6-1 ... 215


Junior - 1 Letter

Orange, CA

Orange High School

One of nine returning letterwinners at defensive back ... moved from outside linebacker to cornerback in 2005 ... played in eight games, starting two ... recorded 15 tackles and one sack ... also returned a punt for 12 yards ... earned first career start at cornerback vs. USC, leading the team with 10 tackles ... also had UW's lone sack vs. Trojans ... recorded three tackles in start at ASU ... has spent time as a fullback, outside linebacker and safety at the UW ... saw first career game action vs. Cal and then again in last four games.

Year	G-S	Solo	Asst.	Tot.	Loss	FC	FR	PD	Int.	Sacks
2005	8-2	9	6	15	1-5	0	0-0	0	0-0	1-5



12 JOSH OKOEBOR

CB ... 5-10 ... 175


Senior - 1 Letter

Colton, CA

Fontana HS / Valley CC

One of nine returning letterwinners in the UW secondary ... played in eight games in 2005, starting three ... led the team with three interceptions ... also recorded 16 tackles, one for loss, and a pass breakup ... started vs. Idaho and had first career interception ... also started vs. Notre Dame (four tackles, one tackle-for-loss) and UCLA (one tackle, one INT) ... also added an INT at Arizona, and had season-high five tackles vs. Air Force ... missed the 2003 and 2004 seasons with injuries.

Year	G-S	Solo	Asst.	Tot.	Loss	FC	FR	PD	Int.	Sacks
2005	8-2	12	4	16	1-13	0	0-0	1	3-5	0-0



87 JOEL NELSON

DE ... 6-3 ... 250


Junior

Seattle, WA

Ballard High School

Participated on the service team in 2005 ... did not see any game action ... as a prep, lined up at defensive end, tackle, tight end and nose tackle ... earned second-team All-Metro League honors at tight end as a junior,

and at defensive end his sophomore season.



79 BEN OSSAI

OL ... 6-6 ... 290


RS Freshman

Bakersfield, CA

Stockdale High School

Will compete for playing time on the offensive line this spring ... redshirted the 2005 season to preserve a year of eligibility ... as a prep, helped Stockdale to a 12-1 overall record in 2004 ... named first-team all-Central Valley

as a defensive lineman.



71 JOVON O'CONNOR

DL ... 6-5 ... 315


Sophomore

Los Angeles, CA

Los Angeles High School

Makes the move to defense this spring after backing up the offensive tackle position in each of his first two seasons ... has not seen any game action ... was a standout prep offensive lineman, helping Romans lead the Northern

League in rushing in 2003 with 199.7 yards per game.



43 MARK PALAITA

FB ... 5-10 ... 240


Senior - 2 Letters

Waipahu, HI

Kennedy High School (Seattle)

The most experienced UW tailback entering spring drills ... a walk-on who earned letters in both 2004 and 2005 ... played in 11 games last season, starting two at fullback (UCLA, Oregon State) scored first career touchdown on a one-yard run vs. Notre Dame, his second career carry ... played in seven games in 2004, mostly on special teams ... played three years at Waipahu (HI) High School before transferring to Kennedy in Seattle in 2000.

Year	G-S	TC	Yds.	Lost	Net	Avg.	TD	LG
2004	7-0	1	3	0	3	3.0	0	3
2005	11-2	3	4	0	4	1.3	1	2
Total	18-2	4	7	0	7	1.8	1	3



13 RYAN PERKINS


PK/P ... 6-0 ... 185

RS Freshman

Olympia, WA

North Thurston High School

Will compete with Michael Braunstein for UW's kicking duties ... can also punt if needed ... redshirted the 2005 season to preserve a year of eligibility ... as a prep, averaged 46.7 yards per punt and had a long punt of 71 yards as a senior ... named all-state at punter by the AP, Seattle Times and Tacoma News-Tribune ... earned honorable mention AP all-state honors at placekicker.



9 LOUIS RANKIN

TB ... 6-0 ... 195


Junior - 2 Letters

Stockton, CA

Lincoln High School

Is the Huskies' top returning rusher entering 2006 spring drills ... started the first seven games of the 2005 season before being sidelined for the rest of the year with a toe injury ... carried the ball 104 times for 485 yards, a 4.7 yard average, and scored a touchdown ... also caught seven passes for 54 yards ... rushed for 112 yards on 23 carries in first-career start, vs. Air Force ... set a new career high with 115 yards on 19 carries vs. Idaho ... scored his first career touchdown on 48-yard run vs. the Vandals ... ran 18 times for 109 yards at UCLA.

Year	G-S	TC	Yds.	Lost	Net	Avg.	TD	LG
2004	8-0	9	39	4	35	3.9	0	9
2005	7-7	104	510	25	485	4.7	1	48
Total	15-7	113	549	29	520	4.6	1	48



20 TROY PERRY


WR ... 5-11 ... 200

Junior

Seattle, WA

Franklin HS / Pasadena CC

Redshirted his first season at Washington after transferring from Pasadena Community College in the fall ... played wide receiver at Pasadena in 2004, averaging 21 yards per catch ... played safety at Butte CC during the 2003 season, collecting 31 tackles ... only played one year of prep football, starting eight games at safety and recording roughly 60 tackles with one interception as a senior.



85 CAESAR RAYFORD

DE ... 6-6 ... 225


Junior - 1 Letter

Spanaway, WA

Bethel High School

One of nine returning letterwinners on the UW defensive line ... solid athlete with good speed on the end ... played in nine games as a reserve in 2005 ... recorded two tackles and a sack ... burned his redshirt to played in the final six games of the 2004 campaign ... did not record any tackles ... was an honorable mention AP all-state selection on defense in 2003.

Year	G-S	Solo	Asst.	Tot.	Loss	FC	FR	PD	Int.	Sacks
2004	6-0	0	0	0	0-0	0	0-0	0	0-0	0-0
2005	9-0	1	1	2	0.5-5	0	0-0	0	0-0	1-5
Totals	15-0	1	1	2	0.5-5	0	0-0	0	0-0	1-5



43 T.J. POE

OLB ... 6-1 ... 205

RS Freshman

Enumclaw, WA

Enumclaw High School

Will provide depth at outside linebacker during 2006 spring drills ... redshirted the 2005 season to preserve a year of eligibility ... played outside linebacker and tight end for Enumclaw High School.



95 JORDAN REFFETT

NT ... 6-6 ... 295


Junior - 1 Letter

Moses Lake, WA

Moses Lake High School

One of nine returning letterwinners on the UW defensive line ... has also played offensive line during his UW career ... played in five games as a reserve defensive lineman in 2005 ... had one tackle vs. Cal in first action of season ... also added a tackle at Oregon ... played both offense and defense in 2004.

Year	G-S	Solo	Asst.	Tot.	Loss	FC	FR	PD	Int.	Sacks
2004	2-0	0	0	0	0-0	0	0-0	0	0-0	0-0
2005	5-0	1	1	2	0-0	0	0-0	0	0-0	0-0
Totals	7-0	1	1	2	0-0	0	0-0	0	0-0	0-0



70 MORGAN ROSBOROUGH


OT ... 6-6 ... 390

RS Freshman

Long Beach, CA

Jordan High School

Will compete for positioning on the depth chart at offensive tackle during the spring ... an imposing physical presence on the offensive line ... redshirted the 2005 season to preserve a year of eligibility ... named all-league, all-CIF, Best in the West and all-state as a senior ... also named to Long Beach Press-Telegram Dream Team as a senior ... brother Joel signed with Washington before being injured in a car accident, and is currently playing Arena Football.



22 E.J. SAVANNAH


LB ... 6-2 ... 215

RS Freshman

Bellevue, WA

Bellevue High School

Could see first playing time at linebacker this fall, after redshirting the 2005 season to preserve a year of eligibility ... played on a Bellevue High team that won an unprecedented four-straight 3A state championships ... helped Bellevue to a 39-20 win over national No. 1 De La Salle High at Qwest Field in 2004, breaking De La Salle's record 151-game winning streak ... notched 72 solo tackles, nine tackles for loss and four-and-a-half sacks as a senior ... named the Seattle Times and Seattle Post-Intelligencer defensive MVP for the area ... teamed with UW classmate J.R. Hasty to lead Bellevue to a 51-2 record in four years.



5 ANTHONY RUSSO

WR ... 5-11 ... 185

Junior - 2 Letters

Lakewood, WA

Lakes High School

One of six returning starters on the UW offense ... also returns punts and kickoffs ... started all 11 games at wide receiver in 2005 ... caught 30 passes for 487 yards - third most on the team - and one TD ... also had four rushing attempts for 16 yards and returned six punts for 11 yards ... caught five passes for 52 yards at Arizona ... recorded three catches for 50 yards, including a 26-yard TD, at Oregon ... caught two passes for a career-high 95 yards at Arizona State ... against Air Force he had five catches for 45 yards.

Receiving


Year	G-S	Rec.	Yds.	Avg.	TD	LG
2004	10-1	11	139	12.6	1	29
2005	11-11	30	487	16.2	1	61
Total	21-12	41	626	15.3	2	61

Kickoff Returns

Year	No.	Yds.	Avg.	TD	LG
2004	15	264	17.6	0	34
2005	6	11	1.8	0	7
Total	21	275	13.1	0	34

Punt Returns

Year	No.	Yds.	Avg.	TD	LG
2004	8	27	3.4	0	11
2005	1	20	20.0	0	20
Total	9	47	5.2	0	20



21 SONNY SHACKELFORD

WR ... 6-2 ... 180

Senior - 3 Letters

Los Angeles, CA

Beverly Hills High School

One of six returning starters on offense for UW ... the Huskies' leading receiver in each of the past two seasons ... started all 11 games and led the team with 41 receptions and 592 receiving yards ... had seven punt returns for 56 yards and four kick returns for 81 yards ... led the team with 735 all-purpose yards ... scored a 56-yard touchdown on UW's first play vs. Cal, and finished that game with six catches for 124 yards, both career highs ... reeled in four passes for 121 yards and a touchdown vs. Washington State, including a 65-yard touchdown on a halfback pass from Kenny James ... also had six receptions vs. Oregon.


Year	G-S	Rec.	Yds.	Avg.	TD	LG
2003	12-1	7	92	13.1	0	26
2004	11-5	21	298	14.2	1	52
2005	11-11	41	592	14.4	2	65
Totals	34-17	69	982	14.2	3	65

Kickoff Returns

Year	No.	Yds.	Avg.	TD	LG
2004	3	32	10.7	0	12
2005	4	81	20.2	0	24
Total	7	113	16.1	0	24

Punt Returns

Year	No.	Yds.	Avg.	TD	LG
2003	1	6	6.0	0	6
2004	7	46	6.6	0	11
2005	7	56	8.0	0	24
Total	15	108	7.2	0	24



13 CHARLES SMITH

WR ... 6-0 ... 195

Junior - 1 Letter


Lemon Grove, CA

Helix High School

One of six returning wideouts with at least one letter ... played in four games in 2005 ... recorded one catch for six yards ... made first-career catch in season-opener vs. Air Force ... played in three games as a redshirt

freshman but did not record a catch ... as a HS senior, caught 27 passes for 580 yards and eight scores ... named to the all-area team by the East County as a junior and senior.

Year	G-S	Rec.	Yds.	Avg.	TD	LG
2004	3-0	0	0	0.0	0	0
2005	4-0	1	6	6.0	0	6
Totals	7-0	1	6	6.0	0	6



29 CHRIS STEVENS

LB ... 6-0 ... 195

Sophomore - 1 Letter


Mojave, CA

Mojave High School

Will compete for the starting spot vacated by Evan Benjamin at outside linebacker ... saw action in seven games in 2005 ... recorded 11 tackles, including two for loss, one sack, one forced fumble and one fumble recovery

... had a season-high three tackles at Arizona State ... had first-career sack at ASU, for a loss of 11 yards ... also forced a fumble at ASU, and recovered a fumble in UW's win at Arizona.

Year	G-S	Solo	Asst.	Tot.	Loss	FC	FR	PD	Int.	Sacks
2005	7-0	8	3	11	2-13	1	1-0	0	0-0	1-11



4 ISAIAH STANBACK

QB ... 6-3 ... 205

Senior - 3 Letters

Seattle, WA

Garfield High School

One of six returning starters on offense ... one of three returning quarterbacks with game experience ... outstanding athlete who is elusive in the pocket ... ran track for UW in 2005 and 2006 ... started all


11 games at quarterback in 2005 ... completed 143 of 264 passes for 2,136 yards (15th most in UW history) and six TDs ... averaged 194.2 passing yards per game, 11th most in UW history ... ran for 353 yards on 100 carries, with five scores ... recorded 2,489 yards of total offense, 10th most ever at UW, for an average of 226.3 yards per game (UW's eighth-most all-time) ... named the Sports Radio 950 KJR Most Outstanding Offensive Player at the team's postseason banquet ... led UW to win at Arizona, going 10-for-19 for 157 yards and one TD, plus a career-high 96 rushing yards and two rushing touchdowns ... had a good day vs. No. 1 USC: completing 14-of-18 passes for 201 yards and a touchdown, while also scoring on a run ... completed 19 of 27 passes for 242 yards vs. Air Force, with no INTs and one TD ... topped the 300-yard passing mark twice, vs. Cal (301) and Notre Dame (career-high 353) ... passing total at Notre Dame was the 14th-most ever at UW ... also set a career-high for attempts (40) vs. the Irish.

Passing

Year	G-S	Att.	Comp.	Int.	Yds.	Pct.	TD	LG
2003	11-3	2	2	0	18	1.000	0	13
2004	7-1	68	23	3	389	.338	3	52
2005	11-11	264	143	6	2136	.542	9	69
Totals	29-15	334	168	9	2543	.503	12	69

Rushing

Year	G-S	TC	Yds.	Lost	Net	Avg.	TD	LG
2003	11-3	8	27	2	25	3.1	0	7
2004	7-1	41	151	85	66	1.6	2	26
2005	11-11	100	515	162	353	3.5	5	33
Totals	29-15	149	693	249	444	3.0	7	33



17 FELIX SWEETMAN

QB ... 6-2 ... 225


Senior

Lakewood, WA

Lakes High School

Walkon who earned first-career game action in 2005 ... appeared in UW's final series in a win over Idaho ... did not attempt a pass ... played at Lakes HS with former Husky All-American Reggie Williams and current

Husky Anthony Russo ... led the Lancers to a 12-1 record and an appearance in the state championship game as a junior ... led Lakes to a 9-1 record as a senior, throwing for 2,147 yards and 27 TDs, along with four rushing TDs ... named the team's offensive MVP as well as a first-team All-State and All-League honoree.



66 DANIEL TE'O-NESHEIM

DL ... 6-4 ... 235

RS Freshman

Kailua, HI

Hawaii Prep High School

Enters first full season after redshirting the 2005 campaign to preserve a year of eligibility ... named the Mark Drennan Defensive Scout Squad Player of the Year ... threw the shot for the UW track team during the 2006 indoor

season ... as a high-school senior, helped Hawaii Prep to a 10-2 overall record and a berth in the state semifinals ... a two-time first-team All-Big Island Interscholastic Federation selection.

RETURNING HUSKY PLAYERS



20 KYLE TREW

ILB ... 6-2 ... 220

Junior - 1 Letter


Edmonds, WA

Edmonds-Woodway HS

One of six returning letterwinners at linebacker ... participated on the service team in 2005 ... did not see any game action ... played in nine game in 2004, primarily on special teams ... recorded two tackles ...

a honorable mention selection to the Pac-10's All-Academic Team in 2004 ... named to the Everett Herald's all-area team at running back as a high-school senior ... also named to the Seattle Times All-WesCo South Division team at running back and outside linebacker.

Year	G-S	Solo	Asst.	Tot.	Loss	FC	FR	PD	Int.	Sacks
2004	9-0	1	1	2	0-0	0	1-0	0	0-0	0-0



1 C.J. WALLACE

SS ... 6-0 ... 205

Senior - 3 Letters


Sacramento, CA

Grant Union High School

One of nine returning defensive starters for UW, including all four secondary starters ... played in 11 games, starting eight ... recorded 86 tackles, second-most on the team ... averaged 7.8 tackles per game, 11th most in the

Pac-10 ... collected 5.5 tackles for loss, four pass breakups, two forced fumbles and a sack ... earned All-Pac-10 honorable mention ... received the Chuck Niemi Big Hit Award at the team's postseason banquet ... recorded a UW season-best 17 tackles vs. Notre Dame ... had nine tackles at Arizona State ... collected six tackles, one tackle-for-loss, and one forced fumble at Oregon despite missing much of the game with foot injury ... notched three tackles and a forced fumble vs. Air Force.

Year	G-S	Solo	Asst.	Tot.	Loss	FC	FR	PD	Int.	Sacks
2003	11-0	0	1	1	0-0	0	0-0	0	0-0	0-0
2004	11-9	39	27	66	5-14	1	1-0	3	1-7	0-0
2005	11-8	59	27	86	5.5-23	2	0-0	4	0-0	1-8
Totals	33-17	98	55	153	10.5-37	3	1-0	7	1-7	1-8



57 TRENTON TUIASOSOPO

ILB ... 6-2 ... 230


Sophomore

Everett, WA

Mariner High School

Will compete for playing time at linebacker ... missed the 2004 and 2005 seasons after suffering a head injury in a bicycle accident ... helped Mariner High School to a 9-2 season as senior, recording five sacks for a

defense that shut out four opponents ... an AP all-state selection by at both tight end and linebacker ... cousin of former Huskies Zach and Marques Tuiasosopo.



4 SCOTT WHITE

ILB ... 6-1 ... 230

Senior - 3 Letters


Lemon Grove, CA

Mission Bay High School

One of nine returning starters on the UW defense ... one of just six players to start every game for UW in 2005 ... UW's most experienced defender, with 20 career starts and 33 games played ... ranked fourth on the

team in 2005 with 79 tackles, including 7.5 tackles-for-loss and three sacks ... also had two pass breakups and a forced fumble ... recorded 10 tackles, two for loss, and one sack vs. Notre Dame ... had 10 tackles at ASU ... made eight tackles and two sacks vs. Cal ... notched nine tackles vs. WSU, and forced a fumble against Air Force.

Year	G-S	Solo	Asst.	Tot.	Loss	FC	FR	PD	Int.	Sacks
2003	12-0	14	12	26	2.5-4	1	1-0	0	0-0	0-0
2004	10-9	43	40	83	12-46	1	2-0	2	1-3	5-30
2005	11-11	47	32	79	7.5-19	1	0-0	2	0-0	3-9
Totals	33-20	104	84	188	22-69	3	3-0	4	1-3	8-39



63 CLAY WALKER

OG ... 6-4 ... 300


Senior - 3 Letters

Scottsdale, AZ

Horizon High School

One of the most experienced players on the UW line ... has played in every game of the last two-plus seasons, including starting four games last season, nine in 2004 and six in 2003 ... can play both guard and center ...

saw action at center and guard in 2005 ... started at left guard vs. Idaho, Notre Dame, UCLA and Oregon.



94 JORDAN WHITE-FRISBEE

NT ... 6-6 ... 335

Sophomore - 1 Letter


Kenmore, WA

Inglemoor High School

Expected to make a healthy return after missing the 2005 season with an injury ... played in all 11 games as a freshman in 2004 starting eight ... 26 tackles were second only to Manase Hopoi among defensive linemen

... named to The Sporting News' 2004 Pac-10 All-Freshman squad along with teammate Greyson Gunheim ... named the team's Travis Spring Most Outstanding Defensive Freshman Award winner.

Year	G-S	Solo	Asst.	Tot.	Loss	FC	FR	PD	Int.	Sacks
2004	11-8	14	12	26	1.5-2	0	1-0	0	0-0	0-0



18 COREY WILLIAMS

WR ... 6-2 ... 190

Junior - 3 Letters


Las Vegas, NV

Las Vegas High School

A regular target at wide receiver in each of the past three seasons ... played in 10 games in 2005, starting the season opener vs. Air Force ... caught six passes for 91 yards on the season ... had three catches for 54 yards

vs. Air Force ... missed the last eight games of the 2004 season after breaking his wrist running into a wall at Notre Dame Stadium ... as a freshman, ensured himself a place in Husky lore with his dramatic 21-yard game-winning touchdown reception against Washington State with 1:10 to play ... made two catches for 31 yards in the game, earning offensive 12th Man of the game honors.

Year	G-S	Rec.	Yds.	Avg.	TD	LG
2003	9-0	5	57	11.4	2	21
2004	3-1	10	128	12.8	0	28
2005	10-1	6	91	15.2	0	38
Totals	22-2	21	276	13.1	2	38



83 MARLON WOOD

WR ... 5-10 ... 180

Junior

Tampa, FL

Hillborough HS / Pasadena CC

Played in five games in 2005 before breaking his leg on a 92-yard kick return vs. USC ... caught one pass for 69 yards vs. Notre Dame ... returned three punts for 25 yards and five kickoffs for 164 yards ... played one season

(2004) as a defensive back at Pasadena (Calif.) CC, earning Team MVP honors ... initially attended Alabama State on a track & field scholarship (2003-04), but did not play football there ... son of former USC linebacker Richard Wood, a three-time first-team All-American (1972-74) who played on two of USC's national championship teams.

Receiving


Year	G-S	Rec.	Yds.	Avg.	TD	LG
2005	5-0	1	69	69.0	0	69

Kickoff Returns

Year	No.	Yds.	Avg.	TD	LG
2005	5	164	32.8	0	92

Punt Returns

Year	No.	Yds.	Avg.	TD	LG
2005	3	25	8.3	0	10



82 TIM WILLIAMS

TE ... 6-6 ... 230

RS Freshman

Chehalis, WA

W.F. West High School

Will vie for playing time at tight end this fall ... redshirted the 2005 season to preserve a year of eligibility ... caught 38 passes for 595 yards and 12 touchdowns as a high-school senior in 2004 ... received honorable mention

all-state honors ... named all-area first-team by The Olympian.



84 SHO YOSHINAGA

WR ... 5-9 ... 175


Junior

Seattle, WA

Ballard High School

Provided depth at wide receiver in 2005, and was an active member of the UW service team ... has not seen any game action ... played for Ballard High School as wide receiver and cornerback ... had 25 catches for

250 yards his senior year ... earned All-KingCo 4A Honorable Mention as a senior ... sister, Sayaka, competes for UW's track and cross country teams, while brother, Riki, plays football at Harvard.



92 WALT WINTER

DE ... 6-5 ... 245


Sophomore

Bothell, WA

Juanita High School

Will compete for playing time on the defensive line this fall ... played in seven games in 2005 ... provided depth on defense and special teams ... recorded five tackles ... had a season-high three tackles at Oregon ... also added

tackles vs. Cal and Idaho ... as a prep, caught 14 passes for 217 yards as a tight end in 2003, and added 57 solo tackles, nine tackles for loss and two interceptions on defense ... named to the Seattle Times all-state and all-area teams.



1 CHANCELLOR YOUNG

WR ... 6-2 ... 210

Junior

Woodinville, WA

O'Dea HS / Duke Univ.

Will have a chance to climb the depth chart this spring after transferring from Duke University last fall ... made two receptions for 15 yards as a Blue Devils freshman in 2004 ... earned Metro League Defensive Player of

the Year honors at O'Dea High School in 2003 with 84 tackles and one interception ... also caught 25 passes for 500 yards and five touchdowns ... named all-area and all-state by the Seattle Times ... a first team All-Metro League pick at both wide receiver and safety.

2006 Husky Newcomers

Name	Pos.	Hometown (High School/Last College)
Anthony Atkins	DE	Long Beach, Calif. (Jordan HS/Compton CC)
Donald Butler	LB	Sacramento, Calif. (Del Campo HS)
Cameron Elisara	DT	Spokane, Wash. (Ferris HS)
D'Andre Goodwin	WR	Lancaster, Calif. (Antelope Valley HS)
Cody Habben	OL	Sammamish, Wash. (Skyline HS)
Paul Homer	LB/FB	Omaha, Neb. (Millard North HS)
Matt Houston	LB	Goleta, Calif. (Dos Pueblos HS)
Derek Kosub	DT	Reno, Nev. (Hug HS)
Jake Locker	QB	Ferndale, Wash. (Ferndale HS)
Aaron Mason	OL	Santa Monica, Calif. (Santa Monica HS/Santa Monica CC)
De'Shon Matthews	DT/DE	Sacramento, Calif. (Laguna Creek HS)
Jake Merrill	S	Gig Harbor, Wash. (Gig Harbor HS)
Danny Morovick	LS	Mission Viejo, Calif. (Mission Viejo HS/Saddleback CC)
Matt Mosley	RB	Chandler, Ariz. (Corona del Sol HS)
Jordan Murchison	CB	Oakland, Calif. (Bishop O'Dowd HS/City College of San Francisco)
Leilyon Myers	RB/DB	Compton, Calif. (Lynwood HS)
Ashlee Palmer	S	Compton, Calif. (Lynwood HS/Compton CC)
Marcel Reece	WR	Hesperia, Calif. (Hesperia HS/El Camino CC)
Matt Sedillo	OL	Escondido, Calif. (Orange Glen HS)
Ryan Tolar	OL	Pasco, Wash. (Pasco HS)
Jason Wells	S	La Verne, Calif. (Bonita HS/ Mt. San Antonio JC)

ANTHONY ATKINS

Defensive End

Long Beach, CA • Jordan HS / Compton CC

A two-year starter at Compton CC, where he played linebacker and served as team captain ... rated the No. 2 junior college linebacker in the country by Scout.com and the No. 48 JC player overall by Rivals.com ... named a 2005 preseason "Player to Watch" by JCFootball.com... was named to the 2004 All-Western State Conference Southern Division first team after leading the Tartars with 89 tackles ... was named a Western State Conference player of the week on Oct. 5, 2004, after recording 10 tackles, two for loss, and two sacks ... attended Jordan High School in Long Beach, Calif.

DONALD BUTLER

Linebacker

Sacramento, CA • Del Campo HS

Led Del Campo to an 8-3 record and a state playoff berth... Limited to seven games by a hamstring injury, rushing for 762 yards on 82 carries, an average of 9.29 yards per carry and 108.9 yards per game, scoring 16 touchdowns... Named an honorable mention All-Metro selection by the Sacramento Bee... Named one of the Top 15 prospects in the Sacramento area by the Sacramento Bee... Ranked 55th nationally among outside linebackers by Rivals.com... All-Metro second-team and All-CAL MVP pick as a junior... Had 1,504 rushing yards and 22 touchdowns, leading Del Campo to a 9-2 record and the Capital Athletic League championship in 2004.

CAMERON ELISARA

Defensive Tackle

Spokane, WA • Ferris HS

Led Ferris to an 8-2 record, including a 7-2 mark in Greater Spokane League play ... A first-team AP and Seattle Times all-state selection ... A Seattle Times "Red Chip" recruit ... Selected to the Rivals250 team, recognizing the top 250 prospects in the nation ... Ranked 14th among U.S. defensive tackles and fourth among all Washington state prospects by Rivals.com ... Ranked 91st in Scout.com's National Hot 100, 10th among defensive tackles ... Ranked seventh overall on Scout.com's Northwest Hot 100, and No. 22 in the West Hot 100 ... Tabbed as the No. 24 defensive lineman in the nation and named an All-American by PrepStar ... As a junior, recorded 10 sacks in five games before suffering an ankle injury ... Helped Ferris to a 7-3 record in 2004.

D'ANDRE GOODWIN

Wide Receiver

Lancaster, CA • Antelope Valley HS

Helped Antelope Valley to an 8-4 record, the Golden League championship and the second round of the state playoffs... Caught 20 passes for 400 yards with three touchdowns... Also rushed for 245 yards on 23 carries, with three touchdowns... On the defensive side, recorded 55 tackles, eight interceptions and a fumble recovery.

CODY HABBEN

Offensive Lineman
Sammamish, WA • Skyline HS

Led Skyline to a 14-0 record and a 35-21 win over Woodinville in the 2005 state championship game ... Anchored an offensive line that helped the Spartans average more than 42 points per game in 2005 ... Honored as the 2005 KingCo 4A Lineman of the Year ... A first-team Seattle Times and Associated Press all-state honoree ... Selected to the Seattle Times Star Times All-Area team ... A Seattle Times "red chip" recruit ... The No. 5 overall in-state prospect and the No. 26 offensive tackle in the nation according to Rivals.com ... Ranked 76th nationally among o-linemen by Scout.com ... Ranked 14th in the Northwest, and 60th in the West, by Scout.com ... Named an all-region selection by PrepStar ... As a junior, helped Skyline average 34 points while racking up 4,739 yards of total offense ... Helped Skyline to a 12-2 record and a runner-up finish at state in 2004 ... A Seattle Times All-KingCo 4A honorable mention honoree in 2004 ... Father, Mike, was an all-conference defensive end in the mid-1980s at Buena Vista College.

PAUL HOMER

Linebacker / Fullback
Omaha, NE • Millard North HS

Led Millard North to a 12-1 record and the Nebraska Class A Championship ... Helped Millard North to final rankings of No. 24 in the National Prep Football Poll, No. 1 in the USA Today Nebraska state rankings, and No. 9 in the Yahoo.com Southwest Region Rankings ... Paced the Mustangs in tackles with 112 (including 85 solo), including eight for loss, one sack and one interception ... Also posted 1,194 yards rushing on 157 carries with 14 touchdowns ... Named to the Omaha World-Herald's All-Nebraska first team ... Selected to the Lincoln Journal Star Class A Super State first-team defense ... Ranked No. 8 among Nebraska prospects, and No. 1 among linebackers, by Rivals.com ... An Academic All-State selection during his junior year ... Cousin Gena Pelz was a four-year letterman for the Husky women's basketball team, while her husband Aaron Dalan started on the offensive line for the Huskies, lettering in 1995-98.

MATT HOUSTON

Linebacker
Goleta, CA • Dos Pueblos HS

Recorded 55 tackles, with 2 interceptions and 3 forced fumbles on defense, while rushing for 838 yards on 163 carries with 11 touchdowns on offense ... Earned first team All-Channel League offensive honors ... Rushed for 358 yards and four touchdowns as a junior in 2004 ... Named honorable mention All-Channel League in 2003.

DEREK KOSUB

Defensive Tackle
Reno, NV • Hug HS

Named the Northern Nevada Defensive Player of the Year after helping Hug High School to a 12-2 record, its first ever Northern Region championship and a state runner-up finish ... Recorded 67 tackles, eight sacks, eight tackles for loss, four forced fumbles and an interception returned for a touchdown ... A first-team All-State selection ... Led Hug defensive unit that allowed an average of 182 yards a game, second-best in Northern Nevada ... Also started at offensive tackle, helping the Hawks average 343 yards per game, best in Northern Nevada ... The only player selected to the All-State first team on offense and defense ... First-team All-Northern region at offensive tackle ... Named first team All-Northern region and first team All-Sierra League after both his junior and senior years ... Ranked No. 6 among Nevada prospects by Rivals.com ... Named an all-region selection by PrepStar ... Led Hug to a 9-3 record as a junior in 2004 ... Named second team All-Northern region and first-team All-Sierra League after his sophomore year.

JAKE LOCKER

Quarterback
Ferndale, WA • Ferndale HS

Led Ferndale to a 14-0 record and the 2005 Washington 3A state title ... Passed for 1,603 yards and 27 touchdowns with just three interceptions as a senior, while also rushing for 1,338 yards and 24 touchdowns ... A Parade All-American ... Also earned first-team All-America honors from EA Sports ... Named the overall and 3A state player of the year by the Seattle Times and the Associated Press ... Also tabbed as a 2005 3A first-team all-state selection by the Seattle Times and AP ... One of four Seattle Times "Blue Chip" recruits ... Accounted for four touchdowns and 272 total yards in Ferndale's 47-12 win over Prosser in the 2005 Washington 3A state title game ... Helped Ferndale to a No. 8 final ranking in USA Today's high school football rankings for the West, and a No. 12 final national ranking on MaxPreps.com ... Ranked the No. 5 QB in the nation and the top quarterback in the west by PrepStar ... Named to Scout.com's National Hot 100, ranking 85th among all players and seventh among quarterbacks ... Ranked No. 2 in Scout.com's Northwest Hot 100, and No. 16 on the site's West Hot 100 ... Ranked 68th overall and fourth among "dual-threat" quarterbacks in Rivals.com's national rankings ... Named the No. 3 Washington state prospect by Rivals.com ... As a junior, threw for 1,314 yards and 16 TDs and rushed for 987 yards and 15 TDs ... Led Ferndale to a 13-2 record and a Washington state 3A runner-up finish in 2004, and was selected as a 3A first-team all-state honoree by the Associated Press ... As a sophomore, threw for 713 yards with nine touchdowns, while running for 478 yards and three scores ... In addition to quarterback, played four years as a defensive back at Ferndale, becoming in 2002 the first freshman to start in coach Vic Randall's 21-year coaching career ... Father Scott and uncles Mike, John and Patrick all played football at Western Washington University, where Patrick still holds the career total yardage record.

AARON MASON

Offensive Lineman

Santa Monica, CA • Santa Monica HS/Santa Monica CC

Ranked 87th nationally among junior college prospects, and 17th among o-linemen, by Rivals.com ... Ranked 23rd among junior college o-linemen by Scout.com ... A first-team Ocean League selection as a high school senior in 2003 ... Earned Valley Youth Conference East-West high school All-Star honors in 2003 ... A second team All-Ocean League pick in 2002, helping Santa Monica High School to a 7-4 record.

DANNY MOROVICK

Long Snapper

Mission Viejo, CA • Mission Viejo HS

Attended Saddleback CC but did not play football and thus has four more years of eligibility at the UW ... named one of the nation's top 12 prep long snappers by chrissailerkicking.com ... as a senior at Mission Viejo HS in 2004, helped the Diablos to a 14-0 record and the CIF Southern Section championship ... father, Dan, played safety at USC in the late 1970s and was a member of the Trojans' 1978 national champion team.

DESHON MATTHEWS

Defensive Tackle / Defensive End
Sacramento, CA • Laguna Creek HS

As a senior, collected 105 tackles, eight sacks, two fumble recoveries (one for a touchdown) and one blocked punt ... Named an All-American by PrepStar ... Ranked 27th nationally among defensive tackles by Scout.com ... Named the No. 41 prospect on Scout.com's West Hot 100 ... Ranked 52nd overall in California, and 29th in the nation among strongside defensive ends, by Rivals.com ... Named second team All-Metro, and one of the top-15 area prospects, by the Sacramento Bee ... As a junior, recorded 81 tackles, including 14 for-loss, six sacks, a fumble recovery and a blocked punt... a 2004 First-Team All-Delta league honoree.

MATT MOSLEY

Runningback

Chandler, AZ • Corona del Sol HS

Helped Corona del Sol to a 5-5 record, rushing 52 times for 251 yards and four touchdowns, while hauling in 23 receptions for 241 yards and one touchdown... Recorded 37 tackles, 1.5 sacks and an interception on defense... Also had six kickoff returns for 121 yards... Ranked No. 7 overall among Arizona prospects and No. 50 nationally among athletes by Rivals.com... Named an all-region selection by PrepStar ... Honorable mention All-Region after a junior season in which he recorded 48 tackles and 3 sacks, helping the Aztecs to a 9-3 record.

JAKE MERRILL

Safety

Gig Harbor, WA • Gig Harbor HS

Led Gig Harbor to a 9-2 record including a 6-1 mark in league play, good for a first-place tie in the Narrows League Bridge division and a Class 4A state tournament berth ... A first-team Seattle Times and Associated Press all-state selection ... A Seattle Times "red chip" recruit ... Named Defensive MVP of the Narrows League, and first-team all-area by the Tacoma News Tribune ... Ranked 58th in the nation among safeties by Scout.com ... The No. 44 prospect on Scout.com's Northwest Hot 100 ... Ranked 58th among safeties and 15th among all state recruits by Rivals.com ... Named an all-region selection by PrepStar ... 69 tackles, 15 passes defended and two interceptions as a junior in 2004.

JORDAN MURCHISON

Cornerback

Oakland, CA • Bishop O'Dowd HS / CC of San Francisco

Played two seasons at defensive back for City College of San Francisco ... helped the Rams outscore their opponents 402-134 during the regular season en route to a 10-2 record and a No. 6 final ranking by JC Grid-Wire ... a key contributor to a CCSF defense ranked No. 3 in California ... led CCSF to the Northern California junior college championship and a berth in the California JC state championship game, where the Rams fell to Grossmont CC, 41-38 ... hauled in two interceptions in CCSF's 69-0 win over West Valley College ... at Bishop O'Dowd HS, named to California High School Football Yearbook's preseason top 60 in 2002 ... an honorable mention high school All-Bay Area pick by the San Francisco Chronicle in 2002.

LEILYON MYERS

Running Back / Defensive Back
Compton, CA • Lynwood HS

Rushed for 818 yards on 137 carries, with nine TDs ... Also had nine receptions for 117 yards and a touchdown, scored on a 99-yard kick return, and had 54 tackles on defense ... Named All-CIF on defense ... ranked fifth among Southern Section running backs by the Los Angeles Times ... Selected to the Long Beach Press-Telegram's second-team Dream Team defense ... Named to CalHiSports.com's third-team multipurpose squad ... Ranked 92nd overall in California, and 63rd among "athletes" nationally, by Rivals.com... ranked 84th on Scout.com's West Hot 100 ... Rushed for 1,347 yards and 19 touchdowns as a junior in 2004.

MATT SEDILLO

Offensive Lineman
Escondido, CA • Orange Glen HS

A first-team All-CIF San Diego Section honoree in 2005 ... Selected to the All-Valley League first-team as a senior ... Earned second-team All-League honors his junior year ... also a standout heavyweight wrestler at Orange Glen.

ASHLEE PALMER

Safety
Compton, CA • Lynwood HS / Compton CC

A JC Athletic Bureau first-team All-American at Compton CC... Also named to the All-California and California Region III defensive first teams... Led Compton to a 6-4 record in 2005, including a 5-2 Western State Conference record... Was named the All-Western State Conference Southern Division Defensive Player of the Division and a Southern Division first team honoree... Ranked No. 33 among all junior college prospects by JCFootball.com, and No. 4 among safeties... Ranked No. 38 among junior college prospects by Rivals.com, including a No. 5 rating among defensive backs... Limited to two games at Compton in 2004 due to injury... Led Lynwood High to a 10-1-1 record and a CIF playoff berth in 2003, completing 72 of 128 passes for 1,103 yards and 10 TDs... Also rushed for 297 yards and seven TDs, made 19 tackles and recovered two fumbles... Earned first-team all-league honors.

RYAN TOLAR

Offensive Lineman
Pasco, WA • Pasco HS

Led Pasco to a 10-2 record, including an 8-1 record in the Big Nine league, and a berth in the state tournament ... A first-team Seattle Times and Associated Press all-state selection ... A Seattle Times "red chip" recruit ... Ranked 31st nationally among offensive tackles and eight among state recruits by Rivals.com ... Ranked 65th in the nation among offensive linemen by Scout.com ... Named the No. 13 prospect in the Northwest, and No. 67 in the West, on Scout.com's Hot 100 ... Named an all-region selection by PrepStar ... Helped Pasco to 4A state title as a sophomore, including a 13-1 record and a 21-14 title-game win over Ballard.

MARCEL REECE

Wide Receiver
Hesperia, CA • Hesperia HS / El Camino CC

Played for El Camino CC in 2005, after playing for Chaffey CC in 2004 ... Caught 47 passes for 1,286 yards and 13 touchdowns in 2005 ... Helped El Camino to a 11-1 record and a trip to the California state semi-finals ... Led the Warriors to a 10-0 regular season mark, their first unblemished record since 1989, and a No. 4 final ranking by JC Grid-Wire ... Named an "Outstanding Performer" by JCFootball.com on Sept. 28, Oct. 5, and Oct. 25, 2005, for games in which he hauled in 6, 5 and 3 catches for 148, 155, and 127 yards, respectively, with four total touchdowns ... Rated the No. 3 junior college receiver in the country by JCFootball.com, and No. 21 among all junior college prospects ... Ranked No. 2 among wide receivers, and No. 24 nationally, by Rivals.com ... While at Chaffey CC in 2004, helped the Panthers to a 9-2 record ... Recorded 25 catches for 600 yards and seven touchdowns in seven games at Chaffey ... Caught two passes for 76 yards and scored a touchdown in the 2004 Verizon Bowl ... Prepped at Hesperia HS, where he was a first team all-league selection as a senior in football, basketball and track ... Had 41 receptions for 989 yards and 11 touchdowns his senior year ... On the track, recorded a personal best time of 49.8 in the 400 meters.

JASON WELLS

Safety
La Verne, CA • Bonita HS / Mt. San Antonio JC

Recorded 18 tackles with two interceptions and a blocked kick... Ranked 27th among junior college safeties by Scout.com... Helped Bonita HS to a 7-4 record and a berth in the CIF-Southern Section Division VI Playoffs as a senior in 2004... Recorded 94 tackles, four interceptions and two blocked punts as a senior... Also caught 16 passes for 244 yards and two touchdowns, and rushed for 219 yards and two scores in 2004.

HEAD COACH TYRONE WILLINGHAM

On Dec. 13, 2004, Tyrone Willingham was named Washington's 22nd head football coach. While he brought an impressive resume with him to resurrect the Husky program, Willingham has acquitted himself well among his peers for much more than just fielding winning teams.

Over the past 29 years Willingham has developed a coaching style that emphasizes toughness, enthusiasm, intelligence, discipline, commitment and unselfish play. The result has provided his players with more than just the opportunity to enjoy victories on the field. His guiding principles have prepared his players to be successful in life.

Willingham, 52, served as the head coach at Stanford (1995-2001) and Notre Dame (2002-2004) over the past decade. His Stanford teams enjoyed a 44-36-1 record while he was 21-15 with the Fighting Irish.

In 2005, in Willingham's first season at Washington, marked improvements over the team's performance in 2004 were made in nearly every facet of the game. The 2005 Huskies improved their per-game scoring average by more than seven points over 2004. They improved both their rushing offense and defense in terms of yards per game. The team's passing efficiency improved from 78.73 to 123.30. Turnovers dropped from 42 in 2004 to only 20 in 2005 while total offense and third-down efficiency were up and penalties were down. In the meantime, the Huskies' academic performance during the fall quarter was the among the best in years. In all, 11 Huskies received some level of academic All-Pac-10 honors from the conference.

In his inaugural season with the Irish in 2002, he wasted no time reversing the tide of the Irish program, leading Notre Dame to a 10-2 regular-season record and a trip to the 2003 Gator Bowl in Jacksonville, Fla.

In the process, Willingham became the only first-year coach in Notre Dame history to win 10 games in his initial campaign. He was recognized for his efforts when he was named the ESPN/Home Depot College Coach of the Year, the Scripps College Coach of the Year, the Black Coaches Association Male Coach of the Year and the George Munger Award College Coach of the Year by the Maxwell Football Club. Willingham also made history when he became the first college football coach to earn The Sporting News Sportsman of the Year award in 2002. Willingham joined the likes of such sporting greats as Arizona Diamondbacks pitcher Curt Schilling (2001), Chicago Bulls and Washington Wizards basketball star Michael Jordan (1991), former Irish and NFL great Joe Montana (1989), hockey's all-time leading scorer Wayne Gretzky (1981) and NCAA basketball and UCLA coaching legend John Wooden (1970). The accolades did not stop there for Willingham as the Irish coach was named the sixth most influential minority in sports by Sports Illustrated.

Willingham's team started fast out of the gate in 2002 as the Irish won their first eight games, including defeating ranked opponents Maryland, Michigan, Air Force and Florida State. Notre Dame's four wins over ranked opponents tied them for the most victories over top 25 teams in the nation (along with Miami) during the regular season. Notre Dame also achieved its first top-10 ranking since 1999, topping out at No. 4 after the Florida State game.

Individually, the players responded to Willingham's coaching as he mentored four All-Americans in 2002. Cornerback Shane Walton was Notre Dame's first consensus All-America selection since 1993, and was one of five finalists for the Bronko Nagurski Award given to the nation's top defensive player. Center Jeff Faine was also a first-team All-American by The Sporting News and ESPN.com. Faine was the runner-up for the 2002 Rimington Award given to the nation's top center and was the first-round draft pick of the Cleveland Browns (21st overall) in the 2003 National Football League Draft. Linebacker Courtney Watson was named a first-team All-American by ESPN.com and was one of three finalists for the Butkus Award given to the nation's outstanding linebacker, while Vontez Duff earned third-team All-America honors from the Associated Press for his efforts as a cornerback and kick returner.

In 2003, the Irish started the season in grand style with an overtime comeback victory over defending Pacific-10 Conference champion Washington State, punctuated the year with a midseason road triumph over 15th-ranked Pittsburgh, then claimed wins in three of their last four games. Playing against a schedule ranked third toughest in the country by the NCAA (a schedule that included nine teams that played in bowl games), Notre Dame's headliners included veteran running back Julius Jones (who set the Irish single-game rushing record with 262 yards vs. Pittsburgh and finished the season with 1,268 yards), defensive end Justin Tuck (who set the Notre Dame single-season record for quarterback sacks with 13.5), and rookie quarterback Brady Quinn (who set Irish freshman records for passing yards, completions and attempts).

In 2004, Willingham led the Irish to a 6-5 overall record and a berth in the Insight Bowl. The Notre Dame season included several big wins including two victories over top-10 ranked teams. The Irish knocked off then-No. 8 Michigan, 28-20, Sept. 11, at Notre Dame Stadium and beat then-No. 9 Tennessee, 17-13, in Knoxville on Nov. 6. The season also included wins over a bowl-bound Navy squad, Michigan State and Pac-10 teams Washington and Stanford.

Willingham's coaching prowess is also respected at the next level as Notre Dame had 14 players selected after his three seasons in South Bend. Joining Faine as 2003 picks were offensive linemen Jordan Black and Sean Mahan, each selected in the fifth round by the Kansas City Chiefs and the Tampa Bay Buccaneers, respectively. Walton was also a fifth-round pick of the St. Louis Rams, while safety Gerome Sapp (Baltimore Ravens), wide receiver Arnaz Battle (San Francisco 49ers) and offensive lineman Brennan Curtin (Green Bay Packers) were taken in the sixth round. Duff (sixth round, Houston Texans) and Watson (second round, New Orleans Saints) joined teammates Glenn Earl, (fourth round, Houston Texans), Julius Jones (second round, Dallas Cowboys) and Jim Molinaro (seventh round, Washington Redskins) as selections in the 2004 NFL Draft. Willingham's 2004 Notre Dame team produced two more NFL draftees in 2005: third-rounder Justin Tuck and fifth-rounder Jerome Collins.

The Irish also got it done in the classroom in Willingham's first two seasons. In 2002, fifth-year senior John Crowther became the 42nd Irish football player to earn Academic All-America honors, garnering second-team accolades. Defensive lineman Kyle Budinscak and linebacker Brandon Hoyte were named academic all-district selections in 2002 and 2003. As a team, the Irish finished with a record high grade-point average of 2.911 in the spring semester of 2002, and posted a 2.835 grade-point average in the fall of 2002, followed by a 2.79 in the spring of 2003 and a 2.853 in the fall of 2003. Eight players made the Dean's List and 43 players had a "B" average or higher during the fall of 2002, while eight players earned Dean's List recognition and 50 achieved at least a "B" average in the spring of 2003. Ten players were Dean's List honorees in the fall of 2003.

The running backs coach at Stanford from 1989-91 under Dennis Green, Willingham returned to Stanford as head coach Nov. 28, 1994, replacing legendary professional and college coach Bill Walsh. In seven years in Palo Alto, Willingham took the Cardinal to four bowl games, the 1999 Pacific-10 Conference championship and the school's first Rose Bowl appearance in 28 years. Willingham twice was honored by his peers as the Pac-10 Coach of the Year (1995 and 1999) and ranks as the only Stanford coach to earn that honor more than once.

His 2001 Stanford team produced the best record of his seven seasons, with a 9-3 overall mark, a berth in the Seattle Bowl and final regular-season rankings of ninth in the Bowl Championship Series poll and 11th in both the Associated Press and ESPN/USA Today polls.

The 2001 Cardinal went 6-2 in Pac-10 play, good for a three-way tie for second place. It marked only the second time in 50 years a Stanford team won nine regular-season games, as three Cardinal players won first-team All-America honors for the first time since 1973. Stanford led the Pac-10 in 2001 in scoring (37.1 per game), total offense (451.5 yards per game), rushing offense (201 yards per game) and rushing defense (109.6 yards per game). The Cardinal finished 17-7 in Pac-10 action from 1999 through 2001.

In the 2001 NCAA Graduation Rate Report, Stanford recorded an 83 percent football graduation rate, good for fourth in the nation among Division I institutions, based on football student-athletes who enrolled between 1991 and 1994 (allowing six years for graduation). In other recent NCAA reports involving football, Stanford ranked second in 2000 (83 percent) and fourth in 1999 (81). Stanford and Notre Dame historically rank among the national leaders annually in all the major categories, including all student-athletes,



HEAD COACH TYRONE WILLINGHAM

football players, plus male, female and African-American student-athletes. Notre Dame won Academic Achievement Awards from the NCAA and USA Today in both 2002 and 2003 for having the highest overall student-athlete graduation rates.

In 1999, Willingham led the Cardinal to an 8-4 overall record, a 7-1 mark in conference play, the first Pac-10 championship for Stanford since 1971 and Stanford's first Rose Bowl appearance since January 1, 1972. He was a finalist for national coach of the year honors and was named the American Football Coaches Association Region 5 Coach of the Year.

He led the Cardinal to consecutive bowl games in his first two seasons at Stanford, becoming only the third Stanford football coach to accomplish that feat (Walsh was one of the other two, in 1977-78). Willingham also became the first coach since Walsh to have back-to-back winning seasons in his first two years at Stanford. He is the only coach in school history to guide Stanford to four bowl game appearances. His first Cardinal team went 7-4-1 in 1995 en route to earning a berth in the Liberty Bowl, while his second team in 1996 finished 7-5 after beating Michigan State in the Sun Bowl.

In 1996, Willingham and Stanford won the final four games of the regular season to finish 6-5 overall and 5-3 in the Pac-10, good for third place. The team earned a 38-0 win over Michigan State in the Sun Bowl, Stanford's first shutout since 1974.

In his first season as the Cardinal head coach, Willingham turned a 3-7-1 team in 1994 into a 7-4-1 bowl team in 1995. Prior to the 1995 season, Stanford had been picked to finish last in the Pac-10. After the Cardinal's fourth-place league finish, Willingham was voted the 1995 Pac-10 Coach of the Year. It was the first time a Cardinal head coach had been selected for that honor since Walsh in 1977. Willingham also was selected the National Coach of the Year by the Black Coaches Association in 1995 and 1996. Willingham, a finalist for national coach of the year honors in 1995, began his career by going 4-0-1 in his first five games, marking the best Stanford start in 44 years (the 1951 team won its first five games).

Like his two Stanford predecessors – Walsh and Green— Willingham had previously served as a Cardinal assistant coach before being named head coach. He was Stanford's running backs coach under Green from 1989-91 before moving with Green to the Minnesota Vikings, where he again coached running backs from 1992-94. Willingham was an assistant coach on the collegiate and professional levels for 18 years prior to his appointment as Stanford's head coach. During his career as an assistant, he coached on offense, defense and special teams.

A 1977 graduate of Michigan State University, Willingham coached under Green for six seasons, three at Stanford and three with the Vikings. In Minnesota, Willingham helped the Vikings return to prominence as one of the top teams in the National Football League. The Vikings finished 8-8 in 1991, the year before Willingham arrived with Green in Minnesota. In his three seasons in Minnesota, Willingham helped the Vikings win two NFC Central Division championships and advance to the playoffs all three seasons.

In 1992, the Vikings finished 11-5 and won the NFC Central championship. Willingham's top running back pupil that season, Terry Allen, set a club record by rushing for 1,201 yards. In 1993, Minnesota finished 9-7 and earned a wild card playoff berth. The Vikings won the division title again in '94 and earned another playoff berth with a 10-6 record. While at Stanford (1989-91), Willingham was part of Green's staff that helped turn the program around. The Cardinal went from 3-8 in 1989 to 8-4 in 1991. The 1991 season culminated with a berth in the Aloha Bowl, Stanford's first post-season appearance in five seasons.

Willingham coached two of the top running backs in Stanford football history during his brief tenure as a Cardinal assistant: Glyn Milburn and Tommy Vardell. Vardell was a first-round NFL pick following the 1991 campaign. Milburn is the fifth leading all-time rusher in Stanford history with 2,178 yards and he is second in the Cardinal record book in all-purpose running with a three-year total of 5,857 yards. Vardell, meanwhile, is sixth all-time at Stanford in rushing with 1,789 yards and first in touchdowns with 37. In 1991, Vardell set a Stanford single-season record for rushing (1,084 yards) and touchdowns (20) while being named the Academic All-American of the Year. Milburn, who set a Stanford record for all-purpose yards in 1990 with Willingham as his coach (2,222 yards), went on to earn first-team All-America honors as an all-purpose player in 1992.

After graduating from Michigan State in 1977, Willingham continued with the Spartan program as a graduate assistant under head coach Darryl Rogers. In 1978-79, Willingham was the defensive secondary coach at Central Michigan University, with those teams finishing 9-2 and 10-0-1, respectively.

From 1980-82, Willingham was the defensive secondary and special teams coach at Michigan State under head coach Muddy Waters. He moved to North Carolina State University for three seasons (1983-85), where he again coached special teams and the defensive secondary under head coach Tom Reed. Prior to accepting the position as running backs coach at Stanford under Green, Willingham coached receivers and special teams at Rice University from 1986-88.

Upon his arrival at Stanford in 1995, Willingham took an active role in both campus and community activities. He was a board member for OICW (Opportunities Industrialization Center West) and is a former National Advisory Board Member for the Haas Center for Public Service at Stanford.

For his commitment to community service, Willingham was honored with the 2000 Eddie Robinson Coach of Distinction Award. The award is presented to a college football coach nationwide for career achievement and his outstanding service as a role model.

A walk-on in both football and baseball at Michigan State, Willingham went on to earn three letters in each sport. As a quarterback and flanker in football, he was named the team's most inspirational player in 1976. In 1977, Willingham was awarded the Big Ten Conference Medal of Honor as the outstanding scholar-athlete in the league. In baseball, where he played center field, he received the sportsmanship award in 1975 and was a second-team All-Big Ten selection in 1977. After his first season on the football team, he earned a scholarship.

Born Lionel Tyrone Willingham on Dec. 30, 1953, in Kinston, N.C., he graduated from Jacksonville High School in Jacksonville, N.C. Willingham earned his degree in physical education with a minor in health education from Michigan State. He and his wife, Kim, are the parents of three children: Cassidy (21), a senior gymnast at the University of Denver, Kelsey (17) and Nathaniel (15).

Tyrone Willingham Coaching History

Year	School/Team	Record	Assignment
1977	Michigan State		Graduate Assistant
1978	Central Michigan		Secondary
1979	Central Michigan		Secondary
1980	Michigan State		Secondary, Special Teams
1981	Michigan State		Secondary, Special Teams
1982	Michigan State		Secondary, Special Teams
1983	North Carolina State		Secondary, Special Teams
1984	North Carolina State		Secondary, Special Teams
1985	North Carolina State		Secondary, Special Teams
1986	Rice		Receivers, Special Teams
1987	Rice		Receivers, Special Teams
1988	Rice		Receivers, Special Teams
1989	Stanford		Running Backs
1990	Stanford		Running Backs
1991	Stanford (Aloha Bowl)		Running Backs
1992	Minnesota Vikings		Running Backs
1993	Minnesota Vikings		Running Backs
1994	Minnesota Vikings		Running Backs
1995	Stanford (Liberty Bowl)	7-4-1	Head Coach
	Pac-10 Coach of the Year		
1996	Stanford (Sun Bowl)	7-5	Head Coach
1997	Stanford	5-6	Head Coach
1998	Stanford	3-8	Head Coach
1999	Stanford (Rose Bowl)	8-4	Head Coach
	Pac-10 Coach of the Year		
2000	Stanford	5-6	Head Coach
2001	Stanford (Seattle Bowl)	9-3	Head Coach
2002	Notre Dame (Gator Bowl)	10-3	Head Coach
	National Coach of the Year		
2003	Notre Dame	5-7	Head Coach
2004	Notre Dame (Insight Bowl)	6-5	Head Coach
2005	Washington	2-9	Head Coach

Total Record as Head Coach: 67-60-1 (.527) in 11 seasons

HUSKY ASSISTANT COACHES

Kent Baer Defensive Coordinator 2nd Year

- Washington is the fourth Pac-10 school where he has been defensive coordinator.
- Worked for Tyrone Willingham the past 11 years at Stanford, Notre Dame and UW.
- Started his collegiate coaching career at his alma mater, Utah State, from 1977-85 and held similar roles at Idaho (1986), California (1987-91) and Arizona State (1992-94).



Tim Lappano Offensive Coordinator/Quarterbacks 2nd Year

- Prior to coming to the UW, spent previous two seasons as the running backs coach for Dennis Erickson at the San Francisco 49ers.
- Was as the offensive coordinator at Oregon State from 2000 to 2003.
- Has also coached at Idaho (1982-85), Wyoming (1986, 1996), Washington State (1987-1991), California (1992-1995), Purdue (1997) and the Seattle Seahawks (1998-1999).



Mike Denbrock Offensive Line 2nd Year

- Has worked under Tyrone Willingham at Stanford, Notre Dame and UW.
- From 1999 to 2000 he worked as the assistant head coach for the Buffalo Destroyers in the Arena Football League.
- From 1992 to 1998 he worked at his alma mater, Grand Valley State (Mich.).



Randy Hart Defensive Line 19th Year

- In his 19th year at Washington working for his fifth different Husky coach.
- Has coached the Husky defensive line since joining Don James' staff in 1988.
- A 1970 Ohio State graduate, he was a member of the Buckeyes 1968 national championship team.




Trent Miles Running Backs 2nd Year

- Prior to coming to the UW, spent the previous three years at Notre Dame as the Fighting Irish wide receivers coach.
- Also worked under Tyrone Willingham at Stanford in 2001.
- Miles has 18 years of coaching experience on the collegiate level.



Bob Simmons Tight Ends/Special Teams 2nd Year

- Before coming to the UW, coached linebacker at Notre Dame under Tyrone Willingham.
- Head coach at Oklahoma State from 1995 to 2000, going 30-38.
- Simmons spent seven seasons on Bill McCartney's staff at Colorado from 1988 to 1994.



Chris Tormey Linebackers/Recruiting Coordinator 2nd Year, 14th Overall

- Tormey will be in his 14th season as a UW assistant coach.
- Was a head coach for nine seasons, compiling a 49-54 record at Idaho (1995-99) and Nevada (2000-03).
- Was an assistant coach at Washington from 1984-1994.




J.D. Williams Secondary 1st Year

- Joined the UW staff on March 21, 2006 after having spent the last four seasons as secondary coach at Cal.
- Helped Cal lead the Pac-10 in pass efficiency defense in 2005.
- Played in four Super Bowls as a member of the Buffalo Bills.
- Has also coached at Fresno State, San Jose State and Cal Poly.



Eric Yarber Wide Receivers 2nd Year

- Before joining UW staff, spent two seasons with the San Francisco 49ers on Dennis Erickson's staff.
- Yarber was a member of the Oregon State staff from 1999-2002.
- A 12th-round draft pick out of Idaho by the Washington Redskins in 1986, Yarber spent three seasons with the Redskins and was a member of Washington's Super Bowl XXII championship team in 1988.



Joey Hildbold
Graduate Assistant

Washington Overall Team Statistics All games

TEAM STATISTICS	WASH	OPP
SCORING.....	237	337
Points Per Game.....	21.5	30.6
FIRST DOWNS.....	192	247
Rushing.....	69	87
Passing.....	104	142
Penalty.....	19	18
RUSHING YARDAGE.....	1487	1577
Yards gained rushing.....	1758	1900
Yards lost rushing.....	271	323
Rushing Attempts.....	380	419
Average Per Rush.....	3.9	3.8
Average Per Game.....	135.2	143.4
TDs Rushing.....	15	14
PASSING YARDAGE.....	2451	3033
Att-Comp-Int.....	324-170-8	379-253-9
Average Per Pass.....	7.6	8.0
Average Per Catch.....	14.4	12.0
Average Per Game.....	222.8	275.7
TDs Passing.....	12	24
TOTAL OFFENSE.....	3938	4610
Total Plays.....	704	798
Average Per Play.....	5.6	5.8
Average Per Game.....	358.0	419.1
KICK RETURNS: #-YARDS.....	41-835	28-771
PUNT RETURNS: #-YARDS.....	18-110	22-279
INT RETURNS: #-YARDS.....	9-167	8-145
KICK RETURN AVERAGE.....	20.4	27.5
PUNT RETURN AVERAGE.....	6.1	12.7
INT RETURN AVERAGE.....	18.6	18.1
FUMBLES-LOST.....	19-12	16-8
PENALTIES-YARDS.....	68-556	85-712
Average Per Game.....	50.5	64.7
PUNTS-YARDS.....	53-2187	44-1666
Average Per Punt.....	41.3	37.9
Net punt average.....	36.0	35.4
TIME OF POSSESSION/GAME.....	27:47	32:13
3RD-DOWN CONVERSIONS.....	48/143	69/155
3rd-Down Pct.....	34%	45%
4TH-DOWN CONVERSIONS.....	9/21	13/19
4th-Down Pct.....	43%	68%
SACKS BY-YARDS.....	25-159	27-153
MISC YARDS.....	0	-1
TOUCHDOWNS SCORED.....	29	41
FIELD GOALS-ATTEMPTS.....	11-15	18-22
PAT-ATTEMPTS.....	28-28	37-39
ATTENDANCE.....	385957	232701
Games/Avg Per Game.....	6/64326	4/58175
Neutral Site Games.....		1/26482

SCORE BY QUARTERS	1st	2nd	3rd	4th	Total
Washington.....	47	58	62	70	237
Opponents.....	72	89	60	116	337

2005 STATISTICS

RUSHING	GP	Att	Gain	Loss	Net	Avg	TD	Long	Avg/G
Sims, James	11	112	525	30	495	4.4	6	46	45.0
Rankin, Louis	7	104	510	25	485	4.7	1	49	69.3
Stanback, Isaiah	11	100	515	162	353	3.5	5	33	32.1
James, Kenny	7	29	108	5	103	3.6	1	20	14.7
Singleton, Chris	7	12	48	0	48	4.0	0	11	6.9
Sampson, Shelton	5	4	20	0	20	5.0	0	10	4.0
Russo, Anthony	11	4	18	2	16	4.0	0	9	1.5
Shackelford, S.	11	1	6	0	6	6.0	0	6	0.5
Palaita, Mark	11	3	4	0	4	1.3	1	2	0.4
Paus, Casey	4	2	3	0	3	1.5	0	2	0.8
Eriks, Ty	9	1	1	0	1	1.0	1	1	0.1
TEAM	5	2	0	2	-2	-1.0	0	0	-0.4
Douglas, Sean	11	2	0	19	-19	-9.5	0	0	-1.7
DuRocher, J.	5	4	0	26	-26	-6.5	0	0	-5.2
Total.....	11	380	1758	271	1487	3.9	15	49	135.2
Opponents.....	11	419	1900	323	1577	3.8	14	71	143.4

PASSING	GP	Effic	Att-Cmp-Int	Pct	Yds	TD	Lng	Avg/G
Stanback, Isaiah	11	128.83	264-143-6	54.2	2136	9	69	194.2
DuRocher, J.	5	87.68	54-24-2	44.4	247	2	41	49.4
Paus, Casey	4	75.07	3-2-0	66.7	3	0	3	0.8
Shackelford, S.	11	0.00	1-0-0	0.0	0	0	0	0.0
James, Kenny	7	976.00	1-1-0	100.0	65	1	65	9.3
TEAM	5	0.00	1-0-0	0.0	0	0	0	0.0
Total.....	11	123.30	324-170-8	52.5	2451	12	69	222.8
Opponents.....	11	150.12	379-253-9	66.8	3033	24	84	275.7

RECEIVING	GP	No.	Yds	Avg	TD	Long	Avg/G
Shackelford, S.	11	41	592	14.4	2	65	53.8
Chambers, Craig	11	31	573	18.5	6	69	52.1
Russo, Anthony	11	30	487	16.2	1	61	44.3
Lewis, Robert	11	14	162	11.6	1	27	14.7
Kirton, Johnie	11	14	152	10.9	1	21	13.8
Sims, James	11	11	73	6.6	0	20	6.6
Ellis, Cody	11	8	154	19.2	1	45	14.0
Williams, Corey	10	6	91	15.2	0	38	9.1
Rankin, Louis	7	6	54	9.0	0	29	7.7
James, Kenny	7	3	24	8.0	0	17	3.4
Sampson, Shelton	5	2	14	7.0	0	16	2.8
Wood, Marlon	5	1	69	69.0	0	69	13.8
Smith, Charles	4	1	6	6.0	0	6	1.5
Stanback, Isaiah	11	1	0	0.0	0	0	0.0
Eriks, Ty	9	1	0	0.0	0	0	0.0
Total.....	11	170	2451	14.4	12	69	222.8
Opponents.....	11	253	3033	12.0	24	84	275.7

PUNT RETURNS	No.	Yds	Avg	TD	Long
Shackelford, S.	7	56	8.0	0	24
Russo, Anthony	6	11	1.8	0	7
Wood, Marlon	3	25	8.3	0	10
Mapuolesega, M.	1	6	6.0	0	0
Moss, Durrell	1	12	12.0	0	12
Total.....	18	110	6.1	0	24
Opponents.....	22	279	12.7	1	84

INTERCEPTIONS	No.	Yds	Avg	TD	Long
Okoebor, Josh	3	5	1.7	0	5
Lobendahn, Joe	2	0	0.0	0	0
Goldson, Dashon	1	76	76.0	1	76
Lewis, Roy	1	42	42.0	1	42
Benjamin, Evan	1	44	44.0	0	44
Harris, Darin	1	0	0.0	0	0
Total.....	9	167	18.6	2	76
Opponents.....	8	145	18.1	2	58

KICK RETURNS	No.	Yds	Avg	TD	Long
Lewis, Roy	12	257	21.4	0	38
Fontaine, Matt	8	173	21.6	0	28
Wood, Marlon	5	164	32.8	0	92
Singleton, Chris	4	78	19.5	0	23
Shackelford, S.	4	81	20.2	0	24
Sampson, Shelton	4	68	17.0	0	26
Jones, Darrion	2	-6	-3.0	0	2
Rankin, Louis	1	0	0.0	0	0
Russo, Anthony	1	20	20.0	0	20
Total.....	41	835	20.4	0	92
Opponents.....	28	771	27.5	0	68

FUMBLE RETURNS	No.	Yds	Avg	TD	Long
Total.....	0	0	0.0	0	0
Opponents.....	1	-1	-1.0	0	0

2005 STATISTICS

SCORING	TD	FGs	Kick	PATs				DXP	Saf	Points
				Rush	Rcv	Pass				
Knudson, Evan	0	11-15	28-28	0-0	0	0-0		0	0	61
Sims, James	6	0-0	0-0	0-0	0	0-0		0	0	36
Chambers, Craig	6	0-0	0-0	0-0	0	0-0		0	0	36
Stanback, Isaiah	5	0-0	0-0	0-0	0	1-1		0	0	30
Shackelford, S.	2	0-0	0-0	0-0	0	0-0		0	0	12
Russo, Anthony	1	0-0	0-0	0-0	1	0-0		0	0	8
James, Kenny	1	0-0	0-0	0-0	0	0-0		0	0	6
Lewis, Roy	1	0-0	0-0	0-0	0	0-0		0	0	6
Goldson, Dashon	1	0-0	0-0	0-0	0	0-0		0	0	6
Palaita, Mark	1	0-0	0-0	0-0	0	0-0		0	0	6
Eriks, Ty	1	0-0	0-0	0-0	0	0-0		0	0	6
Ellis, Cody	1	0-0	0-0	0-0	0	0-0		0	0	6
Kirton, Johnnie	1	0-0	0-0	0-0	0	0-0		0	0	6
Lewis, Robert	1	0-0	0-0	0-0	0	0-0		0	0	6
Rankin, Louis	1	0-0	0-0	0-0	0	0-0		0	0	6
Total.....	29	11-15	28-28	0-0	1	1-1		0	0	237
Opponents.....	41	18-22	37-39	0-0	0	0-1		0	0	337

TOTAL OFFENSE G Plays Rush Pass Total Avg/G

Stanback, Isaiah	11	364	353	2136	2489	226.3
Sims, James	11	112	495	0	495	45.0
Rankin, Louis	7	104	485	0	485	69.3
DuRocher, J.	5	58	-26	247	221	44.2
James, Kenny	7	30	103	65	168	24.0
Singleton, Chris	7	12	48	0	48	6.9
Sampson, Shelton	5	4	20	0	20	4.0
Russo, Anthony	11	4	16	0	16	1.5
Paus, Casey	4	5	3	3	6	1.5
Shackelford, S.	11	2	6	0	6	0.5
Palaita, Mark	11	3	4	0	4	0.4
Eriks, Ty	9	1	1	0	1	0.1
Douglas, Sean	11	2	-19	0	-19	-1.7
Total.....	11	704	1487	2451	3938	358.0
Opponents.....	11	798	1577	3033	4610	419.1

FIELD GOALS FGM-FGA Pct 01-19 20-29 30-39 40-49 50-99 Lg Blk

Knudson, Evan	11-15	73.3	2-2	4-6	3-3	2-3	0-1	46	0
---------------	-------	------	-----	-----	-----	-----	-----	----	---

FG SEQUENCE Washington OPPONENTS

Air Force	(40)	(40), (27)
California	(46)	-
Idaho	28, (18), (28)	(30), (38)
Notre Dame	(27)	(25), (39), (25)
UCLA	(18), 55, 28	-
Oregon	-	(30)
USC	(23)	(30)
Arizona State	(30), (35)	44, (21)
Oregon State	42, (32)	(46), (28), (18), (32), (41), (25)
Arizona	(24)	-
Washington State	-	(22), 50, (48), 43, 28

Numbers in (parentheses) indicate field goal was made.

PUNTING No. Yds Avg Long TB FC I20 Blkd

Douglas, Sean	51	2175	42.6	69	6	6	16	2
TEAM	2	12	6.0	12	0	0	0	0
Total.....	53	2187	41.3	69	6	6	16	2
Opponents.....	44	1666	37.9	61	5	6	8	1

KICKOFFS No. Yds Avg TB OB Retn Net YdLn

Knudson, Evan	42	2594	61.8	17	0			
Braunstein, M.	6	304	50.7	1	0			
Total.....	48	2898	60.4	18	0	1131	36.8	28
Opponents.....	66	3910	59.2	18	2	1195	41.1	23

2005 STATISTICS

ALL PURPOSE	G	Rush	Rec	PR	KOR	IR	Tot	Avg/G
Shackelford, S.	11	6	592	56	81	0	735	66.8
Chambers, Craig	11	0	573	0	0	0	573	52.1
Sims, James	11	495	73	0	0	0	568	51.6
Rankin, Louis	7	485	54	0	0	0	539	77.0
Russo, Anthony	11	16	487	11	20	0	534	48.5
Stanback, Isaiah	11	353	0	0	0	0	353	32.1
Lewis, Roy	10	0	0	0	257	42	299	29.9
Wood, Marlon	5	0	69	25	164	0	258	51.6
Fountaine, Matt	10	0	0	0	173	0	173	17.3
Lewis, Robert	11	0	162	0	0	0	162	14.7
Ellis, Cody	11	0	154	0	0	0	154	14.0
Kirton, Johnie	11	0	152	0	0	0	152	13.8
James, Kenny	7	103	24	0	0	0	127	18.1
Singleton, Chris	7	48	0	0	78	0	126	18.0
Sampson, Shelton	5	20	14	0	68	0	102	20.4
Williams, Corey	10	0	91	0	0	0	91	9.1
Goldson, Dashon	11	0	0	0	0	76	76	6.9
Benjamin, Evan	11	0	0	0	0	44	44	4.0
Moss, Durrell	8	0	0	12	0	0	12	1.5
Smith, Charles	4	0	6	0	0	0	6	1.5
Mapuolesega, M.	10	0	0	6	0	0	6	0.6
Okoebor, Josh	8	0	0	0	0	5	5	0.6
Palaita, Mark	11	4	0	0	0	0	4	0.4
Paus, Casey	4	3	0	0	0	0	3	0.8
Eriks, Ty	9	1	0	0	0	0	1	0.1
Jones, Darrion	6	0	0	0	-6	0	-6	-1.0
Douglas, Sean	11	-19	0	0	0	0	-19	-1.7
DuRocher, J.	5	-26	0	0	0	0	-26	-5.2
Total.....	11	1487	2451	110	835	167	5050	459.1
Opponents.....	11	1577	3033	279	771	145	5805	527.7

DEFENSIVE LEADERS		GP	-----Tackles-----				-Sacks-		---Pass Def---			-Fumbles-		Blkd	
			Solo	Ast	Total	TFL/Yds	No-Yds	Int-Yds	BrUp	QBH	Rcv-Yds	FF	Kick	Saf	
27 Benjamin, Evan	11	65	44	109	7.0-21	4-15	1-44	2	.	.	2	.	.		
1 Wallace, C.J.	11	59	27	86	5.5-23	1-8	.	4	.	.	2	.	.		
8 Goldson, Dashon	11	42	38	80	2.5-11	.	1-76	3	.	1-0	.	.	.		
4 White, Scott	11	47	32	79	7.5-19	3-9	.	2	.	.	1	.	.		
53 Lobendahn, Joe	9	46	30	76	5.5-19	2-14	2-0	2		
28 Lewis, Roy	10	29	18	47	1.0-3	.	1-42	4		
6 Fountaine, Matt	10	27	12	39	.	.	.	8	.	2-0	.	.	.		
7 Gunheim, Greyson	11	28	10	38	11.0-49	5-32	.	3	.	1-0	.	.	.		
56 Hopoi, Manase	11	20	13	33	9.5-34	5-23	.	1		
74 Afoa, Wilson	11	24	9	33	7.5-25	1-8	.	2	.	1-0	.	.	.		
47 Bomar, Tahj	11	16	7	23	0.5-1	1-0	2	.	.		
91 Mateaki, Donny	11	12	9	21	5.5-27	3-21		
15 Harris, Darin	11	12	8	20	.	.	1-0		
12 Okoebor, Josh	8	12	4	16	1.0-13	.	3-5	1		
5 Moss, Durrell	8	9	6	15	1.0-5	1-5		
29 Stevens, Chris	7	8	3	11	2.0-13	1-11	.	.	.	1-0	1	.	.		
77 Lobos, Erik	11	8	3	11	.	.	.	3		
97 Mapuolesega, M.	10	5	2	7	1.5-8	1-8	.	1	.	.	.	1	.		
10 Knudson, Evan	11	5	1	6		
92 Winter, Walt	7	4	1	5		
41 Ala, Brandon	4	2	2	4		
3 Hemphill, Chris	9	3	.	3	1.0-1		
81 Heater, Andy	11	3	.	3		
17 Douglas, Sean	11	3	.	3	1	.	.		
46 Simpson, C.	7	2	1	3		
95 Reffett, Jordan	5	1	1	2		
34 Howell, Dan	11	1	1	2		
59 Jones, Darrion	6	2	.	2		
85 Rayford, Caesar	9	1	1	2	0.5-5	1-5		
48 Campbell, Ryan	4	.	1	1		
9 Rankin, Louis	7	1	.	1		
22 Sims, James	11	1	.	1		
26 Wolfork, J.R.	11	1	.	1	1-0	.	.	.		
19 Forrester, M.	4	1	.	1		
Total.....	11	502	284	786	72-281	25-159	9-167	36	.	8-0	9	1	.		
Opponents.....	11	427	227	654	70-246	27-153	8-145	34	3	12--1	12	2	.		

2005 GAME-BY-GAME STARTERS

Opponent	WR	LT	LG	C	RG	RT	TE	QB	TB	FB	WR
vs. Air Force	Shackelford	Toledo	S. Daniels	Vanneman	Sa'au	Meadow	Bronson	Stanback	Rankin	Williams *	Russo
CALIFORNIA	Shackelford	Meadow	S. Daniels	Vanneman	Sa'au	Macklin	Rbt. Lewis	Stanback	Rankin	Kirton #	Russo
IDAHO	Shackelford	Meadow	Walker	Vanneman	Sa'au	Alailefalula	Rbt. Lewis	Stanback	Rankin	Chambers*	Russo
NOTRE DAME	Shackelford	Meadow	Walker	Vanneman	Sa'au	Alailefalula	Rbt. Lewis	Stanback	Rankin	Chambers*	Russo
at UCLA	Shackelford	Meadow	Walker	Vanneman	Sa'au	Alailefalula	Rbt. Lewis	Stanback	Rankin	Palaita	Russo
at Oregon	Shackelford	Meadow	Walker	Vanneman	Sa'au	Alailefalula	Rbt. Lewis	Stanback	Rankin	Chambers*	Russo
USC	Shackelford	Meadow	S. Daniels	Vanneman	Sa'au	Toledo	Rbt. Lewis	Stanback	Rankin	Chambers*	Russo
at Arizona State	Shackelford	Meadow	S. Daniels	Vanneman	Sa'au	Toledo	Rbt. Lewis	Stanback	Sims	Chambers*	Russo
OREGON STATE	Shackelford	Meadow	S. Daniels	Vanneman	Sa'au	Toledo	Rbt. Lewis	Stanback	Sims	Palaita	Russo
at Arizona	Shackelford	Toledo	S. Daniels	Vanneman	Sa'au	Macklin	Rbt. Lewis	Stanback	Sims	Chambers*	Russo
WASHINGTON ST.	Shackelford	Toledo	S. Daniels	Vanneman	Sa'au	Meadow	Rbt. Lewis	Stanback	Sims	Kirton#	Russo

* – UW started with three wide receivers # – UW started with two tight ends

Opponent	OLB	DE	DT	DT	DE	ILB	ILB	FS	SS	CB	CB
vs. Air Force	Benjamin	Mateaki	Mapuolesega	Hopoi	Gunheim	Lobendahn	White	Goldson	Wallace	Fountaine	Harris
CALIFORNIA	Benjamin	Mateaki	Mapuolesega	Hopoi	Gunheim	Lobendahn	White	Goldson	Harris	Fountaine	Roy Lewis
IDAHO	Benjamin	Mateaki	Mapuolesega	Hopoi	Gunheim	Lobendahn	White	Goldson	Wallace	Fountaine	Okoebor
NOTRE DAME	Benjamin	Mateaki	Mapuolesega	Hopoi	Gunheim	Lobendahn	White	Goldson	Wallace	Fountaine	Okoebor
at UCLA	Benjamin	Mateaki	Afoa	Hopoi	Gunheim	Lobendahn	White	Goldson	Wallace	Roy Lewis	Okoebor
at Oregon	Benjamin	Ala	Afoa	Hopoi	Gunheim	Lobendahn	White	Goldson	Wallace	Fountaine	Roy Lewis
USC	Benjamin	Mateaki	Afoa	Hopoi	Gunheim	Lobendahn	White	Goldson	Wallace	Moss	Roy Lewis
at Arizona State	Benjamin	Mateaki	Afoa	Hopoi	Gunheim	Lobendahn	White	Goldson	Harris	Moss	Roy Lewis
OREGON STATE	Benjamin	Mateaki	Afoa	Hopoi	Gunheim	Lobendahn	White	Goldson	Harris	Fountaine	Roy Lewis
at Arizona	Benjamin	Mateaki	Afoa	Hopoi	Gunheim	Bomar	White	Goldson	Wallace	Fountaine	Roy Lewis
WASHINGTON ST.	Benjamin	Mateaki	Afoa	Hopoi	Gunheim	Bomar	White	Goldson	Wallace	Fountaine	Roy Lewis

GAME-BY-GAME TEAM STATISTICS

Washington	Rushing (Att.-Yds.-TD)	Passing (A-C-I-Yds.-TD)	Total Off. (Att.-Yds)	First Downs (Tot.-R-Pa-Pn)	Fumbles (No.-Lost)	Penalties (No.-Yds.)	Time of Possession
vs. Air Force	34-129-1	27-19-0-242-1	61-371	18-5-13-0	2-0	5-41	28:08
CALIFORNIA	27-68-0	39-22-1-301-2	66-369	18-5-11-2	2-0	8-74	30:17
IDAHO	39-192-3	18-10-1-148-1	57-340	16-8-5-3	2-1	4-25	25:19
NOTRE DAME	22-41-1	40-19-1-408-1	62-449	20-2-16-2	2-2	3-25	23:04
at UCLA	41-213-2	28-14-0-188-0	69-401	17-9-7-1	2-2	8-55	31:56
at Oregon	35-121-1	28-15-1-117-2	63-238	15-5-7-3	0-0	7-60	29:37
USC	35-59-1	29-21-0-270-1	64-329	16-3-13-0	2-2	6-35	31:20
at Arizona State	40-213-2	26-10-2-185-0	66-398	23-10-8-5	2-2	5-25	25:24
OREGON STATE	27-19-0	42-16-1-207-1	69-226	16-2-12-2	4-2	5-41	25:13
at Arizona	52-333-3	19-10-1-157-1	71-490	21-16-4-1	0-0	9-95	31:52
WASHINGTON ST.	28-99-1	28-14-0-228-2	56-327	12-4-8-0	1-1	8-80	23:29

Opponent	Rushing (Att.-Yds.-TD)	Passing (A-C-I-Yds.-TD)	Total Off. (Att.-Yds)	First Downs (Tot.-R-Pa-Pn)	Fumbles (No.-Lost)	Penalties (No.-Yds.)	Time of Possession
vs. Air Force	52-218-1	22-13-0-207-1	74-425	22-12-8-2	3-2	4-35	31:52
CALIFORNIA	39-286-3	27-17-1-271-4	66-557	26-13-12-1	2-0	6-65	29:43
IDAHO	31-(-4)-0	30-20-2-190-0	61-186	12-2-10-0	1-0	10-83	34:41
NOTRE DAME	47-233-3	37-25-0-327-1	62-449	31-13-16-1	2-0	6-60	36:56
at UCLA	25-65-1	44-29-2-287-2	69-352	20-6-12-2	0-0	13-110	28:04
at Oregon	31-146-2	50-37-1-424-4	81-570	30-7-20-3	2-2	10-82	30:23
USC	32-118-1	32-25-1-272-5	64-390	20-8-12-0	0-0	6-30	28:40
at Arizona State	43-77-2	34-27-0-401-3	77-478	26-7-18-1	2-0	14-91	34:36
OREGON STATE	42-127-0	27-17-0-136-0	69-263	12-4-8-0	1-1	7-61	34:47
at Arizona	30-87-0	41-22-3-235-2	71-322	21-4-13-4	2-2	5-55	28:08
WASHINGTON ST.	47-224-1	35-21-0-283-2	82-507	27-11-13-3	1-1	4-40	36:31

GAME-BY-GAME INDIVIDUAL STATISTICS

Rushing**(Att.-Yds.-TD)**

	Rankin	Stanback	Sims	James
vs. Air Force	23-112-0	5-12-0	6-5-1	INJ
CALIFORNIA	13-38-0	9-23-0	0-0-0	2-6-0
IDAHO	19-115-1	5-35-1	8-23-1	INJ
NOTRE DAME	8-27-0	7-8-0	2-0-0	4-5-0
at UCLA	18-109-0	13-50-1	0-0-0	9-52-1
at Oregon	20-72-0	11-44-0	0-0-0	3-4-0
USC	3-12-0	13-4-1	10-24-0	7-20-0
at Arizona State	INJ	8-47-0	24-140-2	4-16-0
OREGON STATE	INJ	3-(-9)-0	19-53-0	DNP
at Arizona	INJ	14-96-2	30-200-1	DNP
WASHINGTON ST.	INJ	12-43-0	13-50-1	0-0-0

Passing**(A-C-I-Yds.-TD)**

	Stanback	Paus	DuRocher
vs. Air Force	27-19-0-242-0	DNP	DNP
CALIFORNIA	39-22-1-301-2	DNP	DNP
IDAHO	16-9-1-145-1	2-1-0-3-0	DNP
NOTRE DAME	34-17-1-353-0	DNP	5-2-0-55-1
at UCLA	27-14-0-188-0	DNP	DNP
at Oregon	26-13-1-111-2	DNP	2-2-0-6-0
USC	18-14-0-201-1	DNP	11-7-0-69-0
at Arizona State	20-8-1-171-0	DNP	6-2-1-14-0
OREGON STATE	12-5-0-104-0	DNP	30-11-1-103-1
at Arizona	19-10-1-157-1	0-0-0-0-0	INJ
WASHINGTON ST.	26-12-0-163-1	1-1-0-0-0	INJ

Receiving**(No.-Yds.-TD)**

	Shackelford	Russo	Williams	Ellis	Kirton	Chambers	Smith	Rbt. Lewis	Rankin	James
vs. Air Force	5-37-0	5-45-0	3-54-0	2-48-1	2-33-0	1-19-0	1-6-0	0-0-0	0-0-0	INJ
CALIFORNIA	6-124-1	2-31-0	0-0-0	1-11-0	3-38-0	3-65-0	0-0-0	3-23-0	2-2-0	2-7-0
IDAHO	1-38-0	2-10-0	0-0-0	0-0-0	3-32-1	1-45-0	0-0-0	0-0-0	1-9-0	INJ
NOTRE DAME	4-50-0	3-61-0	1-13-0	1-15-0	1-13-0	5-127-1	0-0-0	0-0-0	1-29-0	1-17-0
at UCLA	3-36-0	2-41-0	0-0-0	0-0-0	2-4-0	4-65-0	0-0-0	1-13-0	1-9-0	0-0-0
at Oregon	6-39-0	3-50-1	0-0-0	0-0-0	0-0-0	1-7-0	INJ	2-15-1	1-5-0	0-0-0
USC	4-32-0	3-59-0	1-14-0	2-56-0	2-22-0	2-33-1	INJ	4-50-0	0-0-0	0-0-0
at Arizona State	3-43-0	2-95-0	0-0-0	1-7-0	1-10-0	1-15-0	DNP	0-0-0	INJ	0-0-0
OREGON STATE	5-72-0	1-24-0	0-0-0	0-0-0	0-0-0	1-103-1	DNP	1-13-0	INJ	DNP
at Arizona	0-0-0	5-52-0	0-0-0	0-0-0	0-0-0	2-77-1	0-0-0	2-23-0	INJ	DNP
WASHINGTON ST.	4-121-1	2-19-0	1-10-0	1-17-0	0-0-0	3-17-1	0-0-0	1-25-0	INJ	0-0-0

Tackles (U-A-TOT)

	Benjamin	Goldson	Lobendahn	Afoa	Hopoi	White	Gunheim	Okoebor	Mateaki	Fontaine	Wallace
vs. Air Force	5-9-14	7-4-11	6-5-11	0-0-0	1-6-7	3-3-6	1-2-3	3-2-5	2-3-5	2-2-4	1-2-3
CALIFORNIA	4-3-7	4-4-8	3-2-5	0-0-0	2-0-2	7-1-8	1-3-4	0-0-0	0-0-0	5-0-5	4-3-7
IDAHO	1-2-3	1-4-5	5-2-7	7-0-7	3-1-4	2-4-6	4-0-4	1-0-1	2-1-3	2-2-4	7-0-7
NOTRE DAME	6-3-9	7-3-10	7-6-13	3-0-3	0-1-1	6-4-10	1-0-1	3-1-4	2-0-2	6-3-9	9-8-17
at UCLA	5-3-8	2-1-3	4-3-7	0-0-0	3-0-3	4-2-6	5-0-5	1-0-1	1-0-1	3-1-4	5-3-8
at Oregon	5-2-7	3-3-6	8-5-13	1-3-4	3-2-5	3-4-7	1-0-1	1-0-1	0-0-0	1-2-3	5-1-6
USC	4-4-8	5-4-9	5-3-8	1-2-3	0-1-1	6-1-7	1-1-2	INJ	0-0-0	DNP	4-4-8
at Arizona State	7-5-12	3-7-10	5-4-9	2-3-5	1-1-2	7-3-10	4-2-6	INJ	0-1-1	0-0-0	7-2-9
OREGON STATE	8-9-17	4-4-8	3-0-3	2-3-5	1-0-1	4-3-7	4-1-5	INJ	2-4-6	5-2-7	3-2-5
at Arizona	8-2-10	2-0-2	INJ	3-0-3	1-1-2	2-1-3	2-1-3	2-0-2	1-0-1	1-0-1	8-0-8
WASHINGTON ST.	12-2-14	4-4-8	INJ	3-0-3	5-0-5	8-1-9	4-0-4	1-1-2	2-0-2	2-0-2	6-2-8

2005 WASHINGTON INDIVIDUAL SINGLE-GAME HIGHS

Rushing Attempts.....	30, James Sims, at Arizona, 11/12/05
Yards Rushing.....	200 yards, James Sims, at Arizona, 11/12/05
Long Rush.....	49 yards, Louis Rankin, at UCLA, 10/1/05
Long Rush (No Score).....	49 yards, Louis Rankin, at UCLA, 10/1/05
Long Touchdown Rush.....	48 yards, Louis Rankin, vs. Idaho, 9/17/05
Touchdown Rushes.....	2, James Sims, at Arizona State, 10/29/05; Isaiah Stanback, at Arizona, 11/12/05
Pass Attempts.....	39, Isaiah Stanback, vs. California, 9/10/05
Pass Completions.....	22, Isaiah Stanback, vs. California, 9/10/05
Yards Passing.....	353 yards, Isaiah Stanback, vs. Notre Dame, 9/24/05
Touchdown Passes.....	2, Isaiah Stanback, vs. California, 9/10/05
Most Pass Interceptions.....	1, numerous times
Long Pass.....	69 yards, Isaiah Stanback, vs. Notre Dame, 9/24/05
Long TD Pass.....	69 yards, Isaiah Stanback, at Arizona, 11/12/05
Receptions.....	8, Craig Chambers, vs. Oregon State, 11/5/05
Yards Receiving.....	127 yards, Sonny Shackelford, vs. Notre Dame, 9/24/05
Long Reception.....	69 yards, Marlon Wood, vs. Notre Dame, 9/24/05; Craig Chambers, at Arizona, 11/12/05
Touchdown Receptions.....	1, several times
Field Goals.....	2, Evan Knudson, vs. Idaho, 9/17/05; at Arizona State, 10/29/05
Field Goal Attempts.....	3, Evan Knudson, vs. Idaho, 9/17/05; at UCLA, 10/1/05
Long Field Goal.....	46 yards, Evan Knudson, vs. California, 9/10/05
Punts.....	8, Sean Douglas, vs. Washington State, 11/19/05
Punting Average.....	50.0 yards, Sean Douglas, vs. Notre Dame, 9/24/05
Punting Yards.....	349 yards, Sean Douglas, vs. Washington State, 11/19/05
Long Punt.....	69 yards, Sean Douglas, at Oregon, 10/15/05
Punt Returns.....	3, Anthony Russo, vs. California, 9/10/05
Punt Return Yards.....	40 yards, Sonny Shackelford, at Arizona, 11/12/05
Long Punt Return.....	14 yards, Sonny Shackelford, at Arizona, 11/12/05
Long Punt Return for TD.....	none
Kickoff Returns.....	5, Roy Lewis, vs. California, 9/10/05
Kickoff Return Yards.....	109 yards, Roy Lewis, vs. California, 9/10/05
Long Kickoff Return, no score.....	92 yards, Marlon Wood, vs. USC 10/22/05
Long Kickoff Return for TD.....	none
Interceptions.....	1, many times
Interception Return Yards.....	76 yards, Dashon Goldson, vs. USC, 10/22/05
Long Interception Return, no score.....	44 yards, Evan Benjamin, at Arizona, 11/12/05
Long Interception Return for TD.....	76 yards, Dashon Goldson, vs. USC, 10/22/05
Tackles.....	17, C.J. Wallace, vs. Notre Dame, 9/24/05; Evan Benjamin, vs. Oregon State, 11/5/05
Sacks.....	3.5, Manase Hopoi, vs. Idaho, 9/17/05
Tackles for Loss.....	4, Manase Hopoi, vs. Idaho, 9/17/05

2005 OPPONENT INDIVIDUAL SINGLE-GAME HIGHS

Rushing Attempts.....	35, Yvenson Bernard, Oregon State, 11/5/05
Yards Rushing.....	207 yards, Jerome Harrison, Washington State, 11/19/05
Long Rush.....	71 yards, Marcus O'Keith, California, 9/10/05
Long Rush (No Score).....	57 yards, Yvenson Bernard, Oregon State, 11/5/05
Long Touchdown Rush.....	71 yards, Marcus O'Keith, California, 9/10/05
Touchdown Rushes.....	2, Marcus O'Keith, California, 9/10/05
Pass Attempts.....	48, Kellen Clemens, Oregon, 10/15/05
Pass Completions.....	36, Kellen Clemens, Oregon, 10/15/05
Yards Passing.....	425 yards, Kellen Clemens, Oregon, 10/15/05
Touchdown Passes.....	4, Joe Ayoob, California, 9/10/05; Kellen Clemens, Oregon, 10/15/05; Matt Leinart, USC, 10/22/05
Most Pass Interceptions.....	3, Willie Tuitama, Arizona, 11/12/05
Long Pass.....	84 yards, Adam Fitch, Air Force, 9/3/05
Long TD Pass.....	84 yards, Adam Fitch, Air Force, 9/3/05
Receptions.....	11, Robert Jordan, California, 9/10/05
Yards Receiving.....	192 yards, Robert Jordan, California, 9/10/05
Long Reception.....	84 yards, Greg Kirkwood, Air Force, 9/3/05
Touchdown Receptions.....	3, Robert Jordan, California, 9/10/05; Dwayne Jarrett, USC, 10/22/05; Matt Miller, Arizona State, 10/29/05
Field Goals.....	6, Alexis Serna, Oregon State, 11/5/05
Field Goal Attempts.....	6, Alexis Serna, Oregon State, 11/5/05
Long Field Goal.....	48 yards, Loren Langley, Washington State, 11/19/05
Punts.....	8, Aaron Perez, UCLA, 10/1/05
Punting Average.....	46.7 yards, Nick Holt, Arizona, 11/12/05
Punting Yards.....	299 yards, Aaron Perez, UCLA, 10/1/05
Long Punt.....	61 yards, Nick Holt, Arizona, 11/12/05
Punt Returns.....	3, D.J. Dykes, Idaho, 9/17/05
Punt Return Yards.....	84 yards, Reggie Bush, USC, 10/22/05
Long Punt Return.....	84 yards, Reggie Bush, USC, 10/22/05
Long Punt Return for TD.....	84 yards, Reggie Bush, USC, 10/22/05
Kickoff Returns.....	3, three times
Kickoff Return Yards.....	110, Terry Richardson, Arizona State, 10/29/05
Long Kickoff Return, no score.....	68, Darnell Bing, USC, 10/22/05
Long Kickoff Return for TD.....	none
Interceptions.....	1, several times
Interception Return Yards.....	58 yards, Josh Golden, at Arizona State, 10/29/05
Long Interception Return, no score.....	20 yards, Sabby Piscitelli, Oregon State, 11/5/05
Long Interception Return for TD.....	58 yards, Josh Golden, at Arizona State, 10/29/05
Tackles.....	14, Cole Snyder, Idaho, 9/17/05
Sacks.....	2.5, Devan Long, Oregon, 10/15/05
Tackles for Loss.....	4, Devan Long, Oregon, 10/15/05

2005 TEAM SINGLE-GAME HIGHS

	Washington	Opponents
First Downs	23 (at Arizona State, Oct. 29)	31 (Notre Dame, Sept. 24)
Rushing First Downs	16 (at Arizona, Nov. 11)	13 (Notre Dame, Sept. 24)
Passing First Downs	16 (vs. Notre Dame, Sept. 24)	20 (Oregon, Oct. 15)
First Downs by Penalty	5 (at Arizona State, Oct. 29)	4 (Arizona, Nov. 11)
Points	38 (at Arizona, Nov. 11)	56 (California, Sept. 10)
Rushing Attempts	52 (at Arizona, Nov. 11)	52 (Air Force, Sept. 3)
Rushing Yards	333 yards (at Arizona, Nov. 11)	286 yards (California, Sept. 10)
Yards Per Rush	6.4 yards (at Arizona, Nov. 11)	7.3 yards (California, Sept. 10)
Rushing Touchdowns	3 (vs. Idaho, Sept. 17; at Arizona, Nov. 11)	3 (California, Sept. 10; Notre Dame, Sept. 24)
Pass Attempts	42 (vs. Oregon State, Nov. 5)	50 (Oregon, Oct. 15)
Pass Completions	22 (vs. California, Sept. 10)	37 (Oregon, Oct. 15)
Interceptions	2 (at Arizona State, Oct. 29)	3 (Arizona, Nov. 11)
Passing Yards	408 yards (vs. Notre Dame, Sept. 24)	424 yards (Oregon, Oct. 15)
Passing Touchdowns	2 (vs. California, Sept. 10; vs. WSU, Nov. 11)	5 (USC, Oct. 22)
Yards Per Completion	21.5 yards (vs. Notre Dame, Sept. 24)	15.9 yards (California, Sept. 10)
Total Plays	71 (at Arizona, Nov. 11)	84 (Notre Dame, Sept. 24)
Total Offense	490 yards (at Arizona, Nov. 11)	570 yards (Oregon, Oct. 15)
Total Offense Yards Per Play	7.2 yards (vs. Notre Dame, Sept. 24)	8.4 yards (California, Sept. 10)
Fumbles	4 (vs. Oregon State, Nov. 5)	3 (Air Force, Sept. 3)
Fumbles Lost	2 (five times)	2 (three times)
Interceptions By	3 (at Arizona, Nov. 11)	2 (Arizona State, Oct. 29; Oregon State, Nov. 5)
Penalties	9 (at Arizona, Nov. 11)	14 (Arizona State, Oct. 29)
Penalty Yards	95 yards (at Arizona, Nov. 11)	110 yards (UCLA, Oct. 1)
Kickoff Returns	6 (vs. California, Sept. 10; vs. Oregon State, Nov. 5)	4 (Oregon, Oct. 15)
Kickoff Return Yards	169 yards (vs. USC, Oct. 22)	125 yards (Oregon, Oct. 15)
Punt Returns	5 (vs. Idaho, Sept. 17)	3 (Idaho, Sept. 17; Oregon, Oct. 15)
Punt Return Yards	40 yards (at Arizona, Nov. 11)	90 yards (USC, Oct. 22)
Tackles for Loss	11 (vs. Idaho, Sept. 17)	12 (Oregon State, Nov. 5)
Tackles for Lost Yards	64 yards (vs. Idaho, Sept. 17)	45 yards (Oregon State, Nov. 5)
Sacks	7 (vs. Idaho, Sept. 17; at Arizona State, Oct. 29)	5 (USC, Oct. 22)
Time of Possession	31:56 (at UCLA, Oct. 1)	36:56 (Notre Dame, Sept. 24)
Longest Scoring Drive (Plays)	19 plays, 80 yards (at Oregon, Oct. 15)	17 plays, 70 yards (Oregon State, Nov. 5)
Longest Scoring Drive (Yards)	86 yards, 11 plays (vs. Air Force, Sept. 3)	99 yards, 4 plays (Air Force, Sept. 3)
Shortest Scoring Drive (Plays)	1 play, 56 yards (vs. California, Sept. 10)	1 play, 14 yards (California, Sept. 10)
Shortest Scoring Drive (Yards)	4 yards, 4 plays (vs. Oregon State, Nov. 5)	-1 yards, 7 plays (Idaho, Sept. 17)

WASHINGTON GAME-BY-GAME STATISTICS

Opponent	RUSHING				RECEIVING				PASSING				KICK RET				PUNT RET				All Purp
	No.	Yds	TD	Lg	No.	Yds	TD	Lg	Att-Cmp-Int	Yds	TD	Lg	No	Yds	TD	Lg	No	Yds	TD	Lg	
vs. Air Force	34	129	1	25	19	242	1	38	27-19-0	242	1	38	4	14	0	20	0	0	0	0	385
CALIFORNIA	27	68	0	15	22	301	2	56	39-22-1	301	2	56	6	125	0	38	3	6	0	7	499
IDAHO	39	192	3	48	10	148	1	45	18-10-1	148	1	45	2	42	0	23	5	34	0	12	416
NOTRE DAME	22	41	1	18	19	408	1	69	40-19-1	408	1	69	4	64	0	20	1	10	0	10	523
at UCLA	41	213	2	49	14	188	0	37	28-14-0	188	0	37	1	26	0	26	2	4	0	7	431
at Oregon	35	121	1	33	15	117	2	26	28-15-1	117	2	26	4	66	0	22	0	0	0	0	304
USC	35	59	1	11	21	270	1	45	29-21-0	270	1	45	5	169	0	92	1	6	0	6	580
at Arizona State	40	213	2	19	10	185	0	61	26-10-2	185	0	61	3	73	0	28	1	9	0	9	480
OREGON STATE	27	19	0	31	16	207	1	35	42-16-1	207	1	35	6	131	0	25	1	3	0	3	360
at Arizona	52	333	3	46	10	157	1	69	19-10-1	157	1	69	2	48	0	33	2	40	0	24	669
WASHINGTON STATE	28	99	1	18	14	228	2	65	28-14-0	228	2	65	4	78	0	23	2	-2	0	0	403
Washington Totals	380	1,487	15	49	170	2,451	12	69	324-170-8	2,451	12	69	41	835	0	92	18	110	0	24	5,050
Opponents' Totals	419	1,577	14	71	253	3,033	24	84	379-253-9	3,033	24	84	28	771	0	68	22	279	1	84	5,805

Avg per rush: 3.9

Avg per catch: 14.4

Pass efficiency: 123.30

Kick ret avg: 20.4

Punt ret avg: 6.1

All purpose avg/game: 459.1

Total offense avg/gm: 358.0

Opponent	TACKLES				SACKS		FUMBLE		Int-Yds	QBH	Pass Def	Blkd Kick	Kicks—XPTS—			Saf	Pts
	UA	A	Total	ForLoss	No-Yds	FF	FR-Yds	Att-Mad					Run	Rcv			
vs. Air Force	42	46	88	3.0-7	0-0	2	2-0	0-0	0	1	0	0	2-2	0	0	0	17
CALIFORNIA	41	18	59	4.0-14	3-11	1	0-0	1-0	0	5	0	0	2-2	0	0	0	17
IDAHO	42	18	60	11.0-64	7-52	0	0-0	2-0	0	5	1	4-4	0	0	0	0	34
NOTRE DAME	55	30	85	8.0-29	1-2	1	0-0	0-0	0	3	0	2-2	0	0	0	0	17
at UCLA	43	16	59	4.0-8	0-0	0	0-0	2-0	0	9	0	2-2	0	0	0	0	17
at Oregon	50	32	82	5.0-9	0-0	1	2-0	0-0	0	0	0	3-3	0	0	0	0	21
USC	36	32	68	5.0-13	1-5	0	0-0	1-76	0	0	0	3-3	0	0	0	0	24
at Arizona State	49	36	85	9.0-61	7-54	2	0-0	0-0	0	1	0	2-2	0	0	0	0	20
OREGON STATE	42	34	76	5.0-19	1-1	1	1-0	0-0	0	2	0	1-1	0	0	0	0	10
at Arizona	45	8	53	8.0-21	1-8	1	2-0	3-91	0	7	0	5-5	0	0	0	0	38
WASHINGTON STATE	57	14	71	10.0-36	4-26	0	1-0	0-0	0	3	0	2-2	0	1	0	0	22
Washington Totals	502	284	786	72.0-281	28-159	9	8-0	9-167	0	36	1	28-28	0	1	0	0	237
Opponents' Totals	427	227	654	70.5-246	32-153	12	12-(-1)	8-145	3	34	2	39-37	0	0	0	0	337

Opponent	PUNTING					FIELD GOALS							
	No	Yds	Avg	Long	Blkd	TB	FC	50+	I20	Att-Made	Lg	Blkd	
vs. Air Force	4	179	44.8	51	0	1	0	1	2	1-1	40	0	
CALIFORNIA	7	323	46.1	54	0	2	0	2	2	1-1	46	0	
IDAHO	4	165	41.2	58	0	0	0	1	1	3-2	28	0	
NOTRE DAME	3	112	37.3	60	1	0	0	1	0	1-1	27	0	
at UCLA	6	236	39.3	59	0	0	0	1	2	3-1	18	0	
at Oregon	7	314	44.9	69	0	1	0	2	3	0-0	0	0	
USC	3	95	31.7	54	1	1	0	1	0	1-1	23	0	
at Arizona State	1	42	42.0	42	0	0	0	0	0	2-2	35	0	
OREGON STATE	6	220	36.7	42	0	0	3	0	1	2-1	32	0	
at Arizona	4	152	38.0	48	0	0	0	0	1	1-1	24	0	
WASHINGTON STATE	8	349	43.6	60	0	1	3	3	4	0-0	0	0	
Washington Totals	53	2,187	41.3	69	2	6	6	12	16	15-11	46	0	
Opponents' Totals	44	1,666	37.9	61	1	5	6	10	8	22-18	48	0	

OPPONENTS' GAME-BY-GAME STATISTICS

Opponent	RUSHING				RECEIVING				PASSING				KICK RET				PUNT RET				All Purp
	No.	Yds	TD	Lg	No.	Yds	TD	Lg	Att-Cmp-Int	Yds	TD	Lg	No	Yds	TD	Lg	No	Yds	TD	Lg	
vs. Air Force	52	218	1	19	13	207	1	84	22-13-0	207	1	84	3	54	0	36	2	13	0	15	492
CALIFORNIA	39	286	3	71	17	271	4	58	27-17-1	271	4	58	2	43	0	26	2	18	0	16	659
IDAHO	31	-4	0	21	20	190	0	32	30-20-2	190	0	32	3	84	0	32	3	25	0	16	295
NOTRE DAME	47	233	3	18	25	327	1	52	37-25-0	327	1	52	1	31	0	31	2	31	0	25	622
at UCLA	25	65	1	14	29	287	2	39	44-29-2	287	2	39	2	47	0	24	2	25	0	19	424
at Oregon	31	146	2	28	37	424	4	33	50-37-0	424	4	33	4	125	0	36	3	21	0	16	742
USC	32	118	1	14	25	272	5	31	32-25-1	272	5	31	3	100	0	68	2	90	1	84	580
at Arizona State	43	77	2	10	27	401	3	69	34-27-0	401	3	69	3	110	0	49	1	21	0	21	667
OREGON STATE	42	127	0	57	17	136	0	24	27-17-0	136	0	24	2	41	0	34	2	23	0	16	347
at Arizona	30	87	0	19	22	235	2	37	41-22-3	235	2	37	2	60	0	44	1	2	0	2	384
WASHINGTON STATE	47	224	1	32	21	283	2	39	35-21-0	283	2	39	3	76	0	43	2	10	0	6	593
Opponents' Totals	419	1,577	14	71	253	3,033	24	84	379-253-9	3,033	24	84	28	771	0	68	22	279	1	84	5,805
Washington Totals	380	1,487	15	49	170	2,451	12	69	324-170-8	2,451	12	69	41	835	0	92	18	110	0	24	5,050

Avg per rush: 3.8

Avg per catch: 12.0

Pass efficiency: 150.12

Kick ret avg: 27.5

Punt ret avg: 12.7

All purpose avg/game: 527.7

Total offense avg/gm: 419.1

Opponent	TACKLES				SACKS		FUMBLE		Int-Yds	QBH	Pass Def	Blkd Kick	Kicks-XPTS			Saf	Pts
	UA	A	Total	ForLoss	No-Yds	FF	FR-Yds	Att-Mad					Run	Rcv			
vs. Air Force	35	20	55	4.0-4	0-0	0	0-0	0-0	0	1	0	2-2	0	0	0	20	
CALIFORNIA	47	14	61	7.0-27	4-18	2	0-0	1-41	0	3	0	8-8	0	0	0	56	
IDAHO	35	30	65	4.0-17	0-0	2	1-0	1-0	0	2	0	0-0	0	0	0	6	
NOTRE DAME	39	8	47	6.0-24	3-16	2	2-0	1-0	0	5	1	4-3	0	0	0	36	
at UCLA	44	17	61	8.0-21	2-10	1	2-0	0-0	0	5	0	3-3	0	0	0	21	
at Oregon	35	26	61	7.5-26	4-23	0	0-0	1-26	3	1	0	6-6	0	0	0	45	
USC	39	34	73	8.0-40	5-33	0	2-0	0-0	0	3	1	7-6	0	0	0	51	
at Arizona State	38	24	62	4.0-10	1-5	2	2--1	2-58	0	5	0	5-5	0	0	0	44	
OREGON STATE	36	14	50	12.0-45	4-30	2	2-0	1-20	0	2	0	0-0	0	0	0	18	
at Arizona	44	30	74	4.0-21	2-16	0	0-0	1-0	0	2	0	2-2	0	0	0	14	
WASHINGTON STATE	35	10	45	6.0-11	2-2	1	1-0	0-0	0	5	0	2-2	0	0	0	26	
Opponents' Totals	427	227	654	70.5-246	32-153	12	12-(-1)	8-145	3	34	2	39-37	0	0	0	337	
Washington Totals	502	284	786	72.0-281	28-159	9	8-0	9-167	0	36	1	28-28	0	1	0	237	

Opponent	PUNTING					FIELD GOALS							
	No	Yds	Avg	Long	Blkd	TB	FC	50+	I20	Att-Made	Lg	Blkd	
vs. Air Force	2	60	30.0	45	0	0	0	0	0	2-2	40	0	
CALIFORNIA	4	172	43.0	50	0	0	1	1	2	0-0	0	0	
IDAHO	8	258	32.2	52	1	0	1	1	1	2-2	38	0	
NOTRE DAME	1	33	33.0	33	0	0	0	0	0	3-3	39	0	
at UCLA	8	299	37.4	50	0	0	2	1	1	0-0	0	0	
at Oregon	2	80	40.0	50	0	1	1	1	0	1-1	30	0	
USC	1	42	42.0	42	0	0	0	0	0	1-1	30	0	
at Arizona State	3	125	41.7	50	0	1	1	1	1	2-1	21	0	
OREGON STATE	6	222	37.0	53	0	2	0	1	1	6-6	46	0	
at Arizona	6	280	46.7	61	0	1	0	4	2	0-0	0	0	
WASHINGTON STATE	3	95	31.7	36	0	0	0	0	0	5-2	48	0	
Opponents' Totals	44	1,666	37.9	61	1	5	6	10	8	22-18	48	0	
Washington Totals	53	2,187	41.3	69	2	6	6	12	16	15-11	46	0	

WASHINGTON TEAM GAME-BY-GAME COMPARISON

Opponent	Score	First Downs	RUSHING Number-Yards	PASSING Attempts-Comp-Int	Yards	TOTAL OFFENSE		Return	Penalty	Turn- Overs
						Plays	Yards	Yards	Yards	
vs. Air Force	17-20	18 / 22	34-129 / 52-218	27-19-0 / 22-13-0	242 / 207	71 / 74	371 / 425	14 / 67	41 / 35	0 / 2
CALIFORNIA	17-56	18 / 26	27-68 / 39-286	39-22-1 / 27-17-1	301 / 271	66 / 66	369 / 557	130 / 102	74 / 65	1 / 1
IDAHO	34-6	16 / 12	39-192 / 31-(-4)	18-10-1 / 30-20-2	148 / 190	57 / 61	340 / 186	76 / 109	25 / 83	2 / 2
NOTRE DAME	17-36	20 / 31	22-41 / 47-233	40-19-1 / 37-25-0	408 / 327	62 / 84	449 / 560	74 / 62	25 / 60	3 / 0
at UCLA	17-21	17 / 20	41-213 / 25-65	28-14-0 / 44-29-2	188 / 287	69 / 69	401 / 352	30 / 72	55 / 110	2 / 2
at Oregon	21-45	15 / 30	35-121 / 31-146	28-15-1 / 50-37-0	117 / 424	63 / 81	238 / 570	66 / 172	60 / 82	1 / 2
USC	24-51	16 / 20	35-59 / 32-118	29-21-0 / 32-25-1	270 / 272	64 / 64	329 / 390	251 / 190	35 / 30	2 / 1
at Arizona State	20-44	23 / 26	40-213 / 43-77	26-10-2 / 34-27-0	185 / 401	66 / 77	398 / 478	82 / 188	25 / 91	4 / 0
OREGON STATE	10-18	16 / 12	27-19 / 42-127	42-16-1 / 27-17-0	207 / 136	69 / 69	226 / 263	134 / 84	41 / 61	3 / 1
at Arizona	38-14	21 / 21	52-333 / 30-87	19-10-1 / 41-22-3	157 / 235	71 / 71	490 / 322	179 / 62	95 / 55	1 / 5
WASHINGTON STATE	22-26	12 / 27	28-99 / 47-224	28-14-0 / 35-21-0	228 / 283	56 / 82	327 / 507	76 / 86	80 / 40	1 / 1
Total	237 / 337	192 / 247	380-1487 / 419-1577	324-170-8 / 379-253-9	2451 / 3033	704 / 798	3938 / 4610	1112 / 1194	556 / 712	20 / 17

Note: Game totals are displayed in the format TEAM/OPPONENT for each category

Opponent	3rd Down Conversions	4th Down Conversions	Time of Possession	TOP Margin	Avg Yds/Rush	Avg Yds/Pass	Avg Yds/Play	Punting Number-Avg
vs. Air Force	6-12 / 9-17	0-1 / 3-3	28:08 / 31:52	- 3:44	3.8 / 4.2	9.0 / 9.4	6.1 / 5.7	4-44.8 / 2-30.0
CALIFORNIA	3-13 / 6-10	0-2 / 0-0	30:17 / 29:43	+ 0:34	2.5 / 7.3	7.7 / 10.0	56 / 8.4	7-46.1 / 4-43.0
IDAHO	0-9 / 5-15	1-1 / 0-1	25:19 / 34:41	- 9:22	4.0 / -0.1	8.2 / 6.3	6.0 / 3.0	4-41.2 / 8-32.2
NOTRE DAME	2-10 / 6-13	2-3 / 0-3	23:04 / 36:56	- 13:52	1.9 / 5.0	10.2 / 8.8	7.2 / 6.7	3-37.3 / 1-33.0
at UCLA	4-16 / 2-11	1-2 / 1-1	31:56 / 28:04	+ 3:52	5.2 / 2.6	6.7 / 6.5	5.8 / 5.1	6-39.3 / 8-37.4
at Oregon	4-14 / 7-13	2-2 / 2-2	29:37 / 30:23	- 0:46	3.5 / 4.7	4.2 / 8.5	3.8 / 7.0	7-44.9 / 2-40.0
USC	8-14 / 5-12	0-2 / 4-6	31:20 / 28:40	+ 2:40	1.7 / 3.7	9.3 / 8.5	5.1 / 6.1	3-31.7 / 1-42.0
at Arizona State	3-9 / 10-15	1-2 / 1-1	25:24 / 34:36	- 9:12	5.3 / 1.8	7.1 / 11.8	6.0 / 6.2	1-42.0 / 3-41.7
OREGON STATE	7-17 / 5-18	0-1 / 1-1	25:13 / 34:47	- 9:34	0.7 / 3.0	4.9 / 5.0	3.3 / 3.8	6-36.7 / 6-37.0
at Arizona	6-14 / 6-14	1-3 / 0-0	31:52 / 28:08	+ 3:44	6.4 / 2.9	8.3 / 5.7	6.9 / 4.5	4-38.0 / 6-46.7
WASHINGTON STATE	5-15 / 8-17	1-2 / 1-1	23:39 / 36:31	- 13:02	3.5 / 4.8	8.1 / 8.1	5.8 / 6.2	8-43.6 / 3-31.7
Total	48-148 / 69-155	9-21 / 13-19	305:39 / 354:21	- 48:42	3.9 / 3.8	7.6 / 8.0	5.6 / 5.8	53-41.3 / 44-37.9

Note: Game totals are displayed in the format WASHINGTON / OPPONENT for each category

2005 GAME RECAPS

Game 1 – Air Force at Qwest Field; Sept. 3

Score	1	2	3	4	F	Attendance: 26,482
Washington	3	0	7	7	-	17
Air Force	0	3	3	14	-	20

Scoring Summary

First Quarter

5:34 WASH- Knudson, Evan 40 yd field goal
Drive: 8 plays, 57 yards, TOP 3:05

Second Quarter

0:39 AF- EBERLE, Scott 40 yd field goal
Drive: 13 plays, 57 yards, TOP 6:14

Third Quarter

7:01 WASH- Sims, James 1 yd run (Knudson kick)
Drive: 12 plays, 65 yards, TOP 6:18

1:05 AF- EBERLE 27 yd field goal
Drive: 13 plays, 70 yards, TOP 5:56

Fourth Quarter

10:43 WASH- Ellis, Cody 27 yd pass from Stanback,Isaiah (Knudson kick)
Drive: 11 plays, 86 yards, TOP 5:22

9:34 AF- KIRKWOOD, Greg 84 yd pass from FITCH, Adam (EBERLE kick)
Drive: 4 plays, 99 yards, TOP 1:09

0:34 AF- CARNEY, Shaun 1 yd run (EBERLE kick)
Drive: 14 plays, 83 yards, TOP 5:21

WASH-AFA

3-0

3-3

10-3

10-6

17-6

17-13

17-20

Team Statistics

Team Statistics

FIRST DOWNS

Rushing 5

Passing 13

Penalty 0

NET YARDS RUSHING 129

Rushing Attempts 34

Average Per Rush 3.8

Yards Gained Rushing 138

Yards Lost Rushing 9

NET YARDS PASSING 242

Completions-Attempts-Int 19-27-0

Average Per Attempt 9.0

Average Per Completion 12.7

TOTAL OFFENSE YARDS 371

Total offense plays 61

Average Gain Per Play 6.1

Fumbles: Number-Lost 2-0

Penalties: Number-Yards 5-41

PUNTS-YARDS 4-179

Average Yards Per Punt 44.8

Net Yards Per Punt 41.5

Inside 20 2

50+ Yards 1

Touchbacks 1

Fair catch 0

KICKOFFS-YARDS 4-251

Average Yards Per Kickoff 62.8

Net Yards Per Kickoff 49.2

Touchbacks 1

Punt returns: Number-Yards-TD 0-0-0

Average Per Return 0.0

Kickoff returns: Number-Yds-TD 4-14-0

Average Per Return 3.5

Interceptions: Number-Yds-TD 0-0-0

Fumble Returns: Number-Yds-TD 0-0-0

Miscellaneous Yards 0

Possession Time 28:08

1st Quarter 8:26

2nd Quarter 3:49

3rd Quarter 7:23

4th Quarter 8:30

Third-Down Conversions 6 of 12

Fourth-Down Conversions 0 of 1

Red-Zone Scores-Chances 1-2

Sacks By: Number-Yards 0-0

PAT Kicks 2-2

Field Goals 1-1

Washington

Rushing

Rankin, Louis 23

Stanback,Isaiah 5

Sims, James 6

Totals 34

Passing

Stanback,Isaiah 27-19-0

Totals 27-19-0

Receiving

Russo, Anthony 5

Shackelford, S 5

Williams, Corey 3

Ellis, Cody 2

Kirton, Johnie 2

Chambers, Craig 1

Smith, Charles 1

Totals 19

Punting

Douglas, Sean 4

Defense

Benjamin, Evan 5

Goldson, Dashon 7

Lobendahn, Joe 6

Harris, Darin 5

Hopoi, Manase 1

Air Force

Rushing

CARNEY, Shaun 20

KENDRICK, Jacob 11

WILLIAMS, Ryan 7

HALL, Chad 7

FITCH, Adam 2

KIRKWOOD, Greg 1

SMITH, Chad 1

HEATON, Donny 1

HANDLEY, Justin 1

TEAM 1

Totals 52

Passing

CARNEY, Shaun 14-9-0

FITCH, Adam 8-4-0

Totals 22-13-0

Receiving

KIRKWOOD, Greg 6

BROWN, Jason 4

HANDLEY, Justin 2

THOMPSON, Victo 1

Totals 13

Punting

HEATON, Donny 2

Defense

SPENCE, Overton 7

GIANNINI, Bobby 6

TAIBI, John 6

BIRD, Carson 3

FOWLER, Drew 3

No. Net TD Lg Avg

23 112 0 25 4.9

5 12 0 8 2.4

6 5 1 3 0.8

34 129 1 25 3.8

Att-Cmp-Int Yds TD Long

27-19-0 242 1 38

27-19-0 242 1 38

No. Yds TD Long

5 45 0 13

5 37 0 10

3 54 0 38

2 48 1 27

2 33 0 21

1 19 0 19

1 6 0 6

19 242 1 38

No. Yds Avg Long

4 179 44.8 51

UT AT TOT TFL QBS

5 9 14 1/1 0-0

7 4 11 0/0 0-0

6 5 11 0/0 0-0

5 3 8 0/0 0-0

1 6 7 0.5/1 0-0

No. Net TD Lg Avg

20 69 1 13 3.5

51 0 19 4.6

7 27 0 8 3.9

7 25 0 8 3.6

2 21 0 18 10.5

1 9 0 9 9.0

1 7 0 7 7.0

1 6 0 6 6.0

1 3 0 3 3.0

1 0 0 0 0.0

52 218 1 19 4.2

Att-Cmp-Int Yds TD Long

14-9-0 107 0 20

8-4-0 100 1 84

22-13-0 207 1 84

No. Yds TD Long

6 134 1 84

4 52 0 20

2 15 0 12

1 6 0 6

13 207 1 84

No. Yds Avg Long

2 60 30.0 45

UT AT TOT TFL QBS

7 2 9 2.5/3 0-0

6 3 9 0.5/0 0-0

6 2 8 0-0 0-0

3 1 4 0-0 0-0

3 1 4 1/1 0-0

Game 2 – California at Husky Stadium; Sept. 10

Score	1	2	3	4	F	Attendance: 57,775
California	7	21	7	21	-	56
Washington	7	3	7	0	-	17

Scoring Summary

First Quarter

14:40 WASH- Shackelford, Sonny 56-yard pass from Stanback,Isaiah (Knudson, Evan kick)
Drive: 1 play, 56 yards, TOP 0:10

2:16 CAL- Jordan, Robert 9-yard pass from Ayoob, Joe (Schneider, Tom kick)
Drive: 5 plays, 80 yards, TOP 1:19

Second Quarter

11:43 CAL- Jordan 24-yard pass from Ayoob (Schneider kick)
Drive: 10 plays, 80 yards, TOP 3:50

8:25 WASH- Knudson 46-yard field goal
Drive: 7 plays, 52 yards, TOP 3:18

2:50 CAL- Jordan 58-yard pass from Ayoob (Schneider kick)
Drive: 8 plays, 94 yards, TOP 2:42

1:57 CAL- Gray, David 14-yard pass from Ayoob (Schneider kick)
Drive: 1 play, 14 yards, TOP 0:05

Third Quarter

11:07 WASH- Chambers, Craig 39-yard pass from Stanback (Knudson kick)
Drive: 8 plays, 86 yards, TOP 3:53

1:43 CAL- O'Keith, Marcus 5-yard run (Schneider kick)
Drive: 12 plays, 76 yards, TOP 5:01

Fourth Quarter

7:20 CAL- O'Keith 71-yard run (Schneider kick)
Drive: 6 plays, 96 yards, TOP 3:47

6:25 CAL- Hughes, D. 41-yard interception return (Schneider kick)

0:00 CAL- Forsett, Justin 35-yard run (Schneider kick)
Drive: 7 plays, 75 yards, TOP 3:47

CAL-WASH

0-7

7-7

14-7

14-10

21-10

28-10

28-17

35-17

42-17

49-17

56-17

Team Statistics

Team Statistics

FIRST DOWNS

Rushing 13

Passing 12

Penalty 1

NET YARDS RUSHING 286

Rushing Attempts 39

Average Per Rush 7.3

Yards Gained Rushing 311

Yards Lost Rushing 25

NET YARDS PASSING 271

Completions-Attempts-Int 17-27-1

Average Per Attempt 10.0

Average Per Completion 15.9

TOTAL OFFENSE YARDS 557

Total offense plays 66

Average Gain Per Play 8.4

Fumbles: Number-Lost 2-0

Penalties: Number-Yards 6-65

PUNTS-YARDS 4-172

Average Yards Per Punt 43.0

Net Yards Per Punt 41.5

Inside 20 2

50+ Yards 1

Touchbacks 0

Fair catch 1

KICKOFFS-YARDS 8-492

Average Yards Per Kickoff 61.5

Net Yards Per Kickoff 46.0

Touchbacks 2

Punt returns: Number-Yards-TD 2-18-0

Average Per Return 9.0

Kickoff returns: Number-Yds-TD 2-43-0

Average Per Return 21.5

Interceptions: Number-Yds-TD 1-41-1

Fumble Returns: Number-Yds-TD 0-0-0

Miscellaneous Yards 0

Possession Time 29:43

1st Quarter 7:28

2nd Quarter 7:49

3rd Quarter 6:52

2005 GAME RECAPS

Game 3 – Idaho at Husky Stadium; Sept. 17

Score	1	2	3	4	F	Attendance: 61,183
Idaho	0	3	0	3	-	6
Washington	0	17	17	0	-	34

Scoring Summary

Second Quarter

11:28	WASH- Sims, James 1-yard run (Knudson, Evan kick)	
	Drive: 11 plays, 74 yards, TOP 5:31	0-7
6:54	WASH- Rankin, Louis 48-yard run (Knudson kick)	
	Drive: 2 plays, 73 yards, TOP 0:20	0-14
2:24	ID- Barrow, Mike 30-yard field goal	
	Drive: 9 plays, 60 yards, TOP 4:30	3-14
0:00	WASH- Knudson 18-yard field goal	
	Drive: 9 plays, 79 yards, TOP 2:24	3-17

Third Quarter

8:50	WASH- Stanback,Isaiah 5-yard run (Knudson kick)	
	Drive: 3 plays, 43 yards, TOP 1:01	3-24
6:16	WASH- Knudson 28-yard field goal	
	Drive: 6 plays, 15 yards, TOP 2:09	3-27
3:14	WASH- Kirtson, Johnnie 6-yard pass from Stanback (Knudson kick)	
	Drive: 3 plays, 27 yards, TOP 1:07	3-34

Fourth Quarter

7:58	ID- Barrow 38-yard field goal	
	Drive: 7 plays, -1 yards, TOP 3:05	6-34

Team Statistics

Team Statistics

	ID	WASH
FIRST DOWNS	12	16
Rushing	2	8
Passing	10	5
Penalty	0	3
NET YARDS RUSHING	-4	192
Rushing Attempts	31	39
Average Per Rush	-0.1	4.9
Yards Gained Rushing	74	208
Yards Lost Rushing	78	16
NET YARDS PASSING	190	148
Completions-Attempts-Int	20-30-2	10-18-1
Average Per Attempt	6.3	8.2
Average Per Completion	9.5	14.8
TOTAL OFFENSE YARDS	186	340
Total offense plays	61	57
Average Gain Per Play	3.0	6.0
Fumbles: Number-Lost	1-0	2-1
Penalties: Number-Yards	10-83	4-25
PUNTS-YARDS	8-258	4-165
Average Yards Per Punt	32.2	41.2
Net Yards Per Punt	28.0	35.0
Inside 20	1	1
50+ Yards	1	1
Touchbacks	0	0
Fair catch	1	0
KICKOFFS-YARDS	3-193	6-390
Average Yards Per Kickoff	64.3	65.0
Net Yards Per Kickoff	50.3	51.0
Touchbacks	1	3
Punt returns: Number-Yards-TD	3-25-0	5-34-0
Average Per Return	8.3	6.8
Kickoff returns: Number-Yds-TD	3-84-0	2-42-0
Average Per Return	28.0	21.0
Interceptions: Number-Yds-TD	1-0-0	2-0-0
Fumble Returns: Number-Yds-TD	0-0-0	0-0-0
Miscellaneous Yards	0	0
Possession Time	34:41	25:19
1st Quarter	6:06	8:54
2nd Quarter	8:44	6:16
3rd Quarter	10:11	4:49
4th Quarter	9:40	5:20
Third-Down Conversions	5 of 15	0 of 9
Fourth-Down Conversions	0 of 1	1 of 1
Red-Zone Scores-Chances	2-2	5-6
Sacks By: Number-Yards	0-0	7-52
PAT Kicks	0-0	4-4
Field Goals	2-2	2-3

Washington

	No.	Net	TD	Lg	Avg
Rushing					
Rankin, Louis	19	115	1	48	6.1
Stanback,Isaiah	5	35	1	31	7.0
Sims, James	8	23	1	17	2.9
Sampson,Shelton	2	13	0	10	6.5
Singleton,Chris	3	6	0	3	2.0
Paus, Casey	1	1	0	1	1.0
TEAM	1	-1	0	0	-1.0
Totals	39	192	3	48	4.9
Passing					
Stanback,Isaiah	16-9-1	145	1	45	
Paus, Casey	2-1-0	3	0	3	
Totals	18-10-1	148	1	45	
Receiving					
Kirtson, Johnnie	3	32	1	19	
Sampson,Shelton	2	14	0	16	
Russo, Anthony	2	10	0	7	
Chambers, Craig	1	45	0	45	
Shackelford, S	1	38	0	38	
Rankin, Louis	1	9	0	9	
Totals	10	148	1	45	
Punting					
Douglas, Sean	4	165	41.2	58	
Defense					
Afoa, Wilson	7	0	7	2/5	0-0
Wallace, C.J.	7	0	7	2/11	1-8
Lobendahn, Joe	5	2	7	0/0	0-0
White, Scott	2	4	6	0/0	0-0
Goldson, Dashon	1	4	5	1/4	0-0

Idaho

	No.	Net	TD	Lg	Avg
Rushing					
Brown, Jason	10	34	0	21	3.4
Sherman, A	5	13	0	12	2.6
Lumbala, Rolly	2	6	0	3	3.0
Hicks, Ashanti	3	6	0	5	2.0
TEAM	1	-14	0	0	-14.0
Wichman, Steven	1	-49	0	3	-4.9
Totals	31	-4	0	21	-0.1
Passing					
Wichman, Steven	28-19-2	187	0	32	
Harrington, M	2-1-0	3	0	3	
Totals	30-20-2	190	0	32	
Receiving					
Smith, Daniel	6	70	0	23	
Greer, Keith	4	24	0	10	
Belton, Desmond	2	26	0	20	
Askew, Matt	2	15	0	8	
Lumbala, Rolly	2	14	0	11	
Smith, Lee	1	32	0	32	
Sherman, A	1	3	0	3	
Brown, Jason	1	3	0	3	
Octave, Wendell	1	3	0	3	
Totals	20	190	0	32	
Punting					
Conley, T.J	7	258	36.9	52	
TEAM	1	0	0.0	0	
Totals	8	258	32.2	52	
Defense					
Snyder, Cole	7	7	14	1.5/12	0-0
Vobora, David	4	4	8	0.5/1	0-0
Dykes, D.J	5	2	7	1.5/2	0-0
Butler, Jevon	3	3	6	0/0	0-0
Bousman, Josh	3	1	4	0/0	0-0

Game 4 – Notre Dame at Husky Stadium; Sept. 24

Score	1	2	3	4	F	Attendance: 71,473
Notre Dame	3	9	7	17	-	36
Washington	0	3	0	14	-	17

Scoring Summary

First Quarter

0:02	UND- Fitzpatrick, D.J. 25-yard field goal	
	Drive: 11 plays, 47 yards, TOP 4:34	3-0

Second Quarter

9:52	WASH- Knudson, Evan 27-yard field goal	
	Drive: 10 plays, 70 yards, TOP 5:10	3-3
4:47	UND- Walker, Darius 17-yard run (Team kick failed)	
	Drive: 10 plays, 80 yards, TOP 5:05	9-3
1:01	UND- Fitzpatrick 39-yard field goal	
	Drive: 9 plays, 59 yards, TOP 2:34	12-3

Third Quarter

2:48	UND- Powers-Neal, Rashon 2-yard run (Fitzpatrick kick)	
	Drive: 7 plays, 68 yards, TOP 2:35	19-3

Fourth Quarter

10:46	UND- Fitzpatrick 25-yard field goal	
	Drive: 12 plays, 58 yards, TOP 5:04	22-3
8:48	UND- Samardzija, Jeff 52-yard pass from Quinn, Brady (Fitzpatrick kick)	
	Drive: 3 plays, 60 yards, TOP 1:22	29-3
6:02	WASH- Palaita Mark 1-yard run (Knudson kick)	
	Drive: 10 plays, 77 yards, TOP 2:47	29-10
3:26	UND- Thomas, Travis 11-yard run (Fitzpatrick kick)	
	Drive: 5 plays, 44 yards, TOP 2:35	36-10
2:26	WASH- Chambers, Craig 41-yard pass from DuRocher, Johnny (Knudson kick)	
	Drive: 5 plays, 70 yards, TOP 1:00	36-17

Team Statistics

Team Statistics

	UND	WASH
FIRST DOWNS	31	20
Rushing	13	2
Passing	16	16
Penalty	2	2
NET YARDS RUSHING	233	41
Rushing Attempts	47	22
Average Per Rush	5.0	1.9
Yards Gained Rushing	262	65
Yards Lost Rushing	29	24
NET YARDS PASSING	327	408
Completions-Attempts-Int	25-37-0	19-40-1
Average Per Attempt	8.8	10.2
Average Per Completion	13.1	21.5
TOTAL OFFENSE YARDS	560	449
Total offense plays	84	62
Average Gain Per Play	6.7	7.2
Fumbles: Number-Lost	2-0	2-2
Penalties: Number-Yards	6-60	3-25
PUNTS-YARDS	1-33	3-112
Average Yards Per Punt	33.0	37.3
Net Yards Per Punt	23.0	27.0
Inside 20	0	0
50+ Yards	0	1
Touchbacks	0	0
Fair catch	0	0
KICKOFFS-YARDS	8-415	4-202
Average Yards Per Kickoff	51.9	50.5
Net Yards Per Kickoff	43.9	42.8
Touchbacks	1	2
Punt returns: Number-Yards-TD	2-31-0	1-10-0
Average Per Return	15.5	10.0
Kickoff returns: Number-Yds-TD	1-31-0	4-64-0
Average Per Return	31.0	16.0
Interceptions: Number-Yds-TD	1-0-0	0-0-0
Fumble Returns: Number-Yds-TD	0-0-0	0-0-0
Miscellaneous Yards	0	0
Possession Time	36:56	23:04
1st Quarter	10:00	5:00
2nd Quarter	7:39	7:21
3rd Quarter	8:40	6:20
4th Quarter	10:37	4:23
Third-Down Conversions	6 of 13	2 of 10
Fourth-Down Conversions	0 of 3	2 of 3
Red-Zone Scores-Chances	5-5	2-4
Sacks By: Number-Yards	3-16	1-2
PAT Kicks	3-4	2-2
Field Goals	3-3	1-1

Washington

	No.	Net	TD	Lg	Avg
Rushing					
Rankin, Louis	8	27	0	18	3.4
Stanback,Isaiah	7	8	0	15	1.1
James, Kenny	4	5	0	4	1.2
Palaita, Mark	1	1	1	1	1.0
Sims, James	2	0	0	2	0.0
Totals	22	41	1	18	1.9
Passing					
Stanback,Isaiah	34-17-1	353	0	69	
DuRocher, Johnny	5-2-0	55	1	41	
Shackelford, Sonny	1-0-0	0	0	0	
Totals	40-19-1	408	1	69	
Receiving					
Chambers, Craig	5	127	1	49	
Shackelford, S	4	50	0	19	
Russo, Anthony	3	61	0	39	
Wood, Marlon	1	69	0	69	
Rankin, Louis	1	29	0	29	
James, Kenny	1	17	0	17	
Ellis, Cody	1	15	0	15	
Sims, James	1	14	0	14	
Kirtson, Johnnie	1	13	0	13	
Williams, Corey	1	13	0	13	
Totals	19	408	1	69	
Punting					
Douglas, Sean	2	100	50.0	60	
TEAM	1	12	12.0	12	
Totals	3	112	37.3	60	
Defense					
Wallace, C.J.	9	8	17	1.5/4	0-0
Lobendahn, Joe	7	6	13	0.5/1	0-0
Goldson, Dashon	7	3	10	0.5/2	0-0
White, Scott	6	4	10	1.5/4	1/2
Fountaine, Matt	6	3	9	0/0	0-0

Notre Dame

	No.	Net	TD	Lg	Avg
Rushing					
WALKER	21	128	1	18	6.1
THOMAS, T	7	52	1	16	7.4
POWERS-NEAL	9	30	1	10	3.3
QUINN, B	4	29	0	13	7.2
JENKINS	3	4	0	3	1.3
SAMARDZIJA	2	3	0	5	1.5
TEAM	1	-13	0	0	-13.0
Totals	47	233	3	18	5.0
Passing					
QUINN, B	37-25-0	327	1	52	
SAMARDZIJA	0-0-0	0	0	0	
Totals	37-25-0	327	1	52	
Receiving					
SAMARDZIJA	8	164	1	52	
FASANO	6	66	0	21	
POWERS-NEAL	4	28	0	11	
STOVALL	3	34	0	15	
WALKER	3	20	0	10	
CARLSON	1	15	0	15	
Totals	25	327	1	52	
Punting					
FITZPATRICK	1	33	33.0	33	
Defense					
WOODEN	9	0	9	0/0	0-0
HOYTE	5	3	8	3.0/7	1-2
NDUKWE	7	0	7	1.0/3	0-0
RICHARDSON	3	0	3	0/0	0-0
ZBKOWSKI	3	0	3	0/0	0-0

2005 GAME RECAPS

Game 5 – UCLA at The Rose Bowl; Oct. 1

Score	1	2	3	4	F	Attendance: 64,249
Washington	3	7	7	0	-	17
UCLA	0	0	7	14	-	21

Scoring Summary

First Quarter

4:56 WASH- Knudson, Evan 18-yard field goal
Drive: 11 plays, 76 yards, TOP 4:43

Second Quarter

14:29 WASH- James, Kenny 20-yard run (Knudson kick)
Drive: 10 plays, 60 yards, TOP 4:23

Third Quarter

11:35 UCLA- Lewis,Marcedes 4-yard pass from Olson,Drew (Medlock,Justin kick)
Drive: 3 plays, 28 yards, TOP 0:50

3:18 WASH- Stanback,Isaiah 1-yard run (Knudson kick)
Drive: 9 plays, 70 yards, TOP 4:30

Fourth Quarter

14:56 UCLA- Pitre,Michael 1-yard pass from Olson (Medlock kick)
Drive: 10 plays, 80 yards, TOP 3:22

1:08 UCLA- Drew,Maurice 1-yard run (Medlock,Justin kick)
Drive: 8 plays, 73 yards, TOP 2:31

WASH-UCLA

3-0

10-0

10-7

17-7

17-14

17-21

Team Statistics

Team Statistics

FIRST DOWNS

Rushing 9
Passing 7
Penalty 1

NET YARDS RUSHING

Rushing Attempts 41
Average Per Rush 5.2
Yards Gained Rushing 233
Yards Lost Rushing 20

NET YARDS PASSING

Completions-Attempts-Int 14-28-0
Average Per Attempt 6.7
Average Per Completion 13.4

TOTAL OFFENSE YARDS

401
Total offense plays 69
Average Gain Per Play 5.8

Fumbles: Number-Lost 2-2

Penalties: Number-Yards 8-55

PUNTS-YARDS

6-236
Average Yards Per Punt 39.3
Net Yards Per Punt 35.2
Inside 20 2

50+ Yards 1

Touchbacks 0

Fair catch 0

KICKOFFS-YARDS

4-238
Average Yards Per Kickoff 59.5
Net Yards Per Kickoff 47.8
Touchbacks 2

Punt returns: Number-Yards-TD 2-4-0

Average Per Return 2.0

Kickoff returns: Number-Yds-TD 1-26-0

Average Per Return 26.0

Interceptions: Number-Yds-TD 2-0-0

Fumble Returns: Number-Yds-TD 0-0-0

Miscellaneous Yards 0

Possession Time 31:56

1st Quarter 12:02

2nd Quarter 4:55

3rd Quarter 7:12

4th Quarter 7:47

Third-Down Conversions 4 of 16

Fourth-Down Conversions 1 of 2

Red-Zone Scores-Chances 3-4

Sacks By: Number-Yards 0-0

PAT Kicks 2-2

Field Goals 1-3

UCLA

Washington

Rushing 6
Passing 12
Penalty 2

NET YARDS RUSHING

Rushing Attempts 25
Average Per Rush 2.6
Yards Gained Rushing 71
Yards Lost Rushing 6

NET YARDS PASSING

Completions-Attempts-Int 29-44-2
Average Per Attempt 6.5
Average Per Completion 9.9

TOTAL OFFENSE YARDS

352
Total offense plays 69
Average Gain Per Play 5.1

Fumbles: Number-Lost 0-0

Penalties: Number-Yards 13-110

PUNTS-YARDS

8-299
Average Yards Per Punt 37.4
Net Yards Per Punt 36.9
Inside 20 1

50+ Yards 1

Touchbacks 0

Fair catch 2

KICKOFFS-YARDS

4-255
Average Yards Per Kickoff 63.8
Net Yards Per Kickoff 57.2
Touchbacks 2

Punt returns: Number-Yards-TD 2-25-0

Average Per Return 12.5

Kickoff returns: Number-Yds-TD 2-47-0

Average Per Return 23.5

Interceptions: Number-Yds-TD 0-0-0

Fumble Returns: Number-Yds-TD 0-0-0

Miscellaneous Yards 0

Possession Time 28:04

1st Quarter 12:02

2nd Quarter 10:05

3rd Quarter 7:48

4th Quarter 7:13

Third-Down Conversions 2 of 11

Fourth-Down Conversions 1 of 1

Red-Zone Scores-Chances 3-3

Sacks By: Number-Yards 2-10

PAT Kicks 3-3

Field Goals 0-0

Washington

Rushing

No. 18
Net 109
TD 0
Lg 49
Avg 6.1

Passing

Att-Cmp-Int 27-14-0
Yds 188
TD 0
Long 37

Receiving

No. 4
Yds 65
TD 0
Long 34

Punting

No. 6
Yds 236
Avg 39.3
Long 59

Defense

UT 5
AT 3
TOT 8
TFL 0/0
QBS 0-0

UCLA

Rushing

No. 14
Net 33
TD 1
Lg 14
Avg 2.4

Passing

Att-Cmp-Int 44-29-2
Yds 287
TD 2
Long 39

Receiving

No. 8
Yds 77
TD 1
Long 22

Punting

No. 8
Yds 299
Avg 37.4
Long 50

Defense

UT 7
AT 4
TOT 11
TFL 1.0/1
QBS 0-0

UCLA

Rushing

No. 8
Yds 77
TD 1
Lg 14
Avg 2.4

Passing

Att-Cmp-Int 44-29-2
Yds 287
TD 2
Long 39

Receiving

No. 8
Yds 77
TD 1
Long 22

Punting

No. 8
Yds 299
Avg 37.4
Long 50

Defense

UT 7
AT 4
TOT 11
TFL 1.0/1
QBS 0-0

Game 6 – Oregon at Autzen Stadium; Oct. 15

Score	1	2	3	4	F	Attendance: 58,269
Washington	7	0	0	14	-	21
Oregon	14	7	17	7	-	45

Scoring Summary

First Quarter

12:08 WASH- Russo, Anthony 26-yard pass from Stanback,Isaiah (Knudson, Evan kick)
Drive: 3 plays, 18 yards, TOP 1:03

9:24 ORE- Williams,D. 1-yard pass from Clemens,Kellen (Evenson, Matt kick)
Drive: 8 plays, 86 yards, TOP 2:44

0:23 ORE- Williams,Jaison 8-yard pass from Clemens (Evenson kick)
Drive: 10 plays, 70 yards, TOP 3:40

Second Quarter

08:27 ORE- Williams,D. 30-yard pass from Clemens (Evenson kick)
Drive: 11 plays, 81 yards, TOP 2:42

Third Quarter

11:59 ORE- Whitehead,T. 11-yard pass from Clemens (Evenson kick)
Drive: 7 plays, 34 yards, TOP 2:44

8:45 ORE- Evenson 30-yard field goal
Drive: 9 plays, 68 yards, TOP 1:50

5:00 ORE- Stewart,J. 17-yard run (Evenson kick)
Drive: 5 plays, 43 yards, TOP 1:55

Fourth Quarter

10:08 WASH- Lewis, Robert 5-yard pass from Stanback (Knudson kick)
Drive: 19 plays, 80 yards, TOP 9:52

4:50 WASH- Eriks, Ty 1-yard run (Knudson kick)
Drive: 10 plays, 80 yards, TOP 2:15

1:16 ORE- Paysinger,Brian 5-yard run (Evenson kick)
Drive: 7 plays, 64 yards, TOP 3:34

WASH-ORE

7-0

7-7

7-14

7-21

7-31

7-38

14-38

21-38

21-45

Team Statistics

Team Statistics

FIRST DOWNS

Rushing 5
Passing 7
Penalty 3

NET YARDS RUSHING

Rushing Attempts 35
Average Per Rush 3.5
Yards Gained Rushing 153
Yards Lost Rushing 32

NET YARDS PASSING

Completions-Attempts-Int 15-28-1
Average Per Attempt 4.2
Average Per Completion 7.8

TOTAL OFFENSE YARDS

238
Total offense plays 63
Average Gain Per Play 3.8

Fumbles: Number-Lost 0-0

Penalties: Number-Yards 7-60

PUNTS-YARDS

7-314
Average Yards Per Punt 44.9
Net Yards Per Punt 41.9

Inside 20 3

50+ Yards 2

Touchbacks 1

Fair catch 0

KICKOFFS-YARDS

4-251
Average Yards Per Kickoff 62.8
Net Yards Per Kickoff 31.5
Touchbacks 0

Punt returns: Number-Yards-TD 0-0-0

Average Per Return 0.0

Kickoff returns: Number-Yds-TD 4-66-0

Average Per Return 16.5

Interceptions: Number-Yds-TD 0-0-0

Fumble Returns: Number-Yds-TD 0-0-0

Miscellaneous Yards 0

Possession Time 29:37

1st Quarter 6:00

2nd Quarter 6:43

3rd Quarter 8:31

4th Quarter 8:23

Third-Down Conversions 4 of 14

Fourth-Down Conversions 2 of 2

Red-Zone Scores-Chances 3-3

Sacks By: Number-Yards 0-0

PAT Kicks 3-3

Field Goals 0-0

Washington

Team Statistics

FIRST DOWNS

Rushing 15
Passing 5
Penalty 3

NET YARDS RUSHING

Rushing Attempts 35
Average Per Rush 3.5
Yards Gained Rushing 153
Yards Lost Rushing 32

NET YARDS PASSING

Completions-Attempts-Int 15-28-1
Average Per Attempt 4.2
Average Per Completion 7.8

TOTAL OFFENSE YARDS

238
Total offense plays 63
Average Gain Per Play 3.8

Fumbles: Number-Lost 0-0

Penalties: Number-Yards 7-60

PUNTS-YARDS

7-314
Average Yards Per Punt 44.9
Net Yards Per Punt 41.9

Inside 20 3

50+ Yards 2

Touchbacks 1

Fair catch 0

KICKOFFS-YARDS

4-251
Average Yards Per Kickoff 62.8
Net Yards Per Kickoff 31.5
Touchbacks 0

Punt returns: Number-Yards-TD 0-0-0

Average Per Return 0.0

Kickoff returns: Number-Yds-TD 4-66-0

Average Per Return 16.5

Interceptions: Number-Yds-TD 0-0-0

Fumble Returns: Number-Yds-TD 0-0-0

Miscellaneous Yards 0

Possession Time 29:37

1st Quarter 6:00

2nd Quarter 6:43

3rd Quarter 8:31

4th Quarter 8:23

Third-Down Conversions 4 of 14

Fourth-Down Conversions 2 of 2

Red-Zone Scores-Chances 3-3

Sacks By: Number-Yards 0-0

PAT Kicks 3-3

Field Goals 0-0

Washington

Team Statistics

FIRST DOWNS

Rushing 20
Passing 11
Penalty 3

NET YARDS RUSHING

Rushing Attempts 72
Average Per Rush 2.8
Yards Gained Rushing 204
Yards Lost Rushing 12

NET YARDS PASSING

Completions-Attempts-Int 26-13-1
Average Per Attempt 11.1
Average Per Completion 15.5

2005 GAME RECAPS

Game 7 – USC at Husky Stadium; Oct. 22

Score	1	2	3	4	F	Attendance: 64,096
USC	14	23	7	7	-	51
Washington	10	7	0	7	-	24

Scoring Summary

First Quarter

12:37	WASH- Knudson, Evan 23-yard field goal	0-3
	Drive: 4 plays, 2 yards, TOP 2:23	
7:33	USC- Smith, Steve 8-yard pass from Leinart, Matt (Danelo, Mario kick)	7-3
	Drive: 12 plays, 85 yards, 5:04	
1:28	WASH- Chambers, Craig 8-yard pass from Stanback,Isaiah (Knudson kick)	7-10
	Drive: 12 plays, 80 yards, TOP 6:05	
1:09	USC- Jarrett, Dwayne 24-yard pass from Leinart (Danelo kick)	14-10
	Drive: 1 play, 24 yards, TOP 0:19	

Second Quarter

13:46	USC- Bush, Reggie 6-yard run (Danelo kick failed)	20-10
	Drive: 2 plays, 30 yards, TOP 0:31	
11:47	USC- Bush 84-yard punt return (Danelo kick)	27-10
9:08	USC- Jarrett 7-yard pass from Leinart (Danelo kick)	34-10
	Drive: 5 plays, 20 yards, TOP 2:01	
2:47	WASH- Stanback 1-yard run (Knudson kick)	34-17
	Drive: 13 plays, 80 yards, TOP 6:21	
0:00	USC- Danelo 30-yard field goal	37-17
	Drive: 4 plays, 17 yards, TOP 0:30	

Third Quarter

3:06	USC- Jarrett 7-yard pass from Leinart (Danelo kick)	44-17
	Drive: 13 plays, 56 yards, TOP 5:46	

Fourth Quarter

7:57	WASH- Goldson, Dashon 76-yard interception return (Knudson kick)	44-24
5:15	USC- Turner, Patrick 31-yard pass from Booty, J.D. (Danelo kick)	51-24
	Drive: 5 plays, 42 yards, TOP 2:42	

Team Statistics

Team Statistics	USC	WASH
FIRST DOWNS	20	16
Rushing	8	3
Passing	12	13
Penalty	0	0
NET YARDS RUSHING	118	59
Rushing Attempts	32	35
Average Per Rush	3.7	1.7
Yards Gained Rushing	133	108
Yards Lost Rushing	15	49
NET YARDS PASSING	272	270
Completions-Attempts-Int	25-32-1	21-29-0
Average Per Attempt	8.5	9.3
Average Per Completion	10.9	12.9
TOTAL OFFENSE YARDS	390	329
Total offense plays	64	64
Average Gain Per Play	6.1	5.1
Fumbles: Number-Lost	0-0	2-2
Penalties: Number-Yards	6-30	6-35
PUNTS-YARDS	1-42	3-95
Average Yards Per Punt	42.0	31.7
Net Yards Per Punt	36.0	1.7
Inside 20	0	0
50+ Yards	0	1
Touchbacks	0	1
Fair catch	0	0
KICKOFFS-YARDS	8-506	4-237
Average Yards Per Kickoff	63.2	59.2
Net Yards Per Kickoff	42.1	34.2
Touchbacks	3	1
Punt returns: Number-Yards-TD	2-90-1	1-6-0
Average Per Return	45.0	6.0
Kickoff returns: Number-Yds-TD	3-100-0	5-169-0
Average Per Return	33.3	33.8
Interceptions: Number-Yds-TD	0-0-0	1-76-1
Fumble Returns: Number-Yds-TD	0-0-0	0-0-0
Miscellaneous Yards	0	0
Possession Time	28:40	31:20
1st Quarter	5:23	9:37
2nd Quarter	4:50	10:10
3rd Quarter	9:39	5:21
4th Quarter	8:48	6:12
Third-Down Conversions	5 of 12	8 of 14
Fourth-Down Conversions	4 of 6	0 of 2
Red-Zone Scores-Chances	5-5	3-4
Sacks By: Number-Yards	5-33	1-5
PAT Kicks	6-7	3-3
Field Goals	1-1	1-1

Washington

Rushing	No.	Net	TD	Lg	Avg
Sims, James	10	24	0	7	2.4
James, Kenny	7	20	0	7	2.9
Rankin, Louis	3	12	0	4	4.0
Russa, Anthony	1	7	0	7	7.0
Stanback,Isaiah	13	4	1	11	0.3
DuRocher, J	1	-8	0	0	-8.0
Totals	35	59	1	11	1.7
Passing	Att-Cmp-Int	Yds	TD	Long	
Stanback,Isaiah	18-14-0	201	1	45	
DuRocher, J	11-7-0	69	0	26	
Totals	29-21-0	270	1	45	
Receiving	No.	Yds	TD	Long	
Lewis, Robert	4	50	0	27	
Shackelford, S	4	32	0	17	
Russa, Anthony	3	59	0	27	
Sims, James	3	4	0	5	
Ellis, Cody	2	56	0	45	
Chambers, Craig	2	33	1	25	
Kirtan, Johnie	2	22	0	16	
Williams, Corey	1	14	0	14	
Totals	21	270	1	45	
Punting	No.	Yds	Avg	Long	
Douglas, Sean	2	95	47.5	54	
TEAM	1	0	0.0	0	
Totals	3	95	31.7	54	
Defense	UT	AT	TOT	TFL	QBS
Moss, Durrell	6	4	10	1.0/5	1-5
Goldson, Dashon	5	4	9	0/0	0-0
Lobendahn, Joe	5	3	8	1.0/1	0-0
Benjamin, Evan	4	4	8	0/0	0-0
Wallace, C.J	4	4	8	0/0	0-0

USC

Rushing	No.	Net	TD	Lg	Avg
White, LenDale	16	56	0	14	3.5
Bush, Reggie	8	51	1	11	6.4
Coleman, M	3	12	0	7	4.0
Kirtman, David	3	6	0	5	2.0
TEAM	1	-2	0	0	-2.0
Leinart, Matt	1	-5	0	0	-5.0
Totals	32	118	1	14	3.7

Passing	Att-Cmp-Int	Yds	TD	Long
Leinart, Matt	26-20-0	201	4	26
Booty, J.D	6-5-1	71	1	31
Totals	32-25-1	272	5	31

Receiving	No.	Yds	TD	Long
Jarrett, Dwayne	7	95	3	24
Smith, Steve	5	25	1	8
Byrd, Dominique	3	31	0	13
Turner, Patrick	2	40	1	31
White, LenDale	2	31	0	26
Bush, Reggie	2	18	0	12
Kirtman, David	2	11	0	7
Hancock, B	1	15	0	15
McFoy, Chris	1	6	0	6
Totals	25	272	5	31

Punting	No.	Yds	Avg	Long
Malone, Tom	1	42	42.0	42

Defense	UT	AT	TOT	TFL	QBS
Ashton, Collin	3	6	9	0.5/1	0-0
Rucker, Frostee	3	4	7	2/11	2-10
Lua, Oscar	2	5	7	0/0	0-0
Ellis, Sedrick	2	4	6	1.0/8	1-8
Pinkard, Josh	4	0	4	0/0	0-0

Game 8 – Arizona State at Sun Devil Stadium; Oct. 29

Score	1	2	3	4	F	Attendance: 57,678
Washington	3	14	3	0	-	20
Arizona State	14	10	0	20	-	44

Scoring Summary

First Quarter

13:03	WASH- Knudson, Evan 30-yard field goal	3-0
	Drive: 5 plays, 67 yards, TOP 1:57	
8:49	ASU- Carpenter, Rudy 1-yard run (Ainsworth, J. kick)	3-7
	Drive: 9 plays, 51 yards, TOP 4:14	
2:03	ASU- Miller, Matt 12-yard pass from Carpenter (Ainsworth kick)	3-14
	Drive: 8 plays, 57 yards, TOP 3:03	

Second Quarter

13:23	WASH- Sims, James 1-yard run (Knudson kick)	10-14
	Drive: 9 plays, 74 yards, TOP 3:40	
12:08	ASU- Miller 69-yard pass from Carpenter (Ainsworth kick)	10-21
	Drive: 3 plays, 80 yards, TOP 1:15	
1:48	WASH- Sims 3-yard run (Knudson kick)	17-21
	Drive: 7 plays, 73 yards, TOP 2:30	
0:00	ASU- Ainsworth 21-yard field goal	17-24
	Drive: 10 plays, 56 yards, TOP 1:48	

Third Quarter

9:14	WASH- Knudson 35-yard field goal	20-24
	Drive: 9 plays, 52 yards, TOP 3:19	

Fourth Quarter

5:04	ASU- Miller 10-yard pass from Carpenter (Ainsworth kick)	20-31
	Drive: 10 plays, 64 yards, TOP 5:32	
1:09	ASU- Jones, Preston 10-yard run (Ainsworth kick)	20-38
	Drive: 8 plays, 51 yards, TOP 3:06	
0:00	ASU- Golden, Josh 58-yard interception return	20-44

Team Statistics

Team Statistics	WASH	ASU
FIRST DOWNS	23	26
Rushing	10	7
Passing	8	18
Penalty	5	1
NET YARDS RUSHING	213	77
Rushing Attempts	40	43
Average Per Rush	5.3	1.8
Yards Gained Rushing	223	140
Yards Lost Rushing	10	63
NET YARDS PASSING	185	401
Completions-Attempts-Int	10-26-2	27-34-0
Average Per Attempt	7.1	11.8
Average Per Completion	18.5	14.9
TOTAL OFFENSE YARDS	398	478
Total offense plays	66	77
Average Gain Per Play	6.0	6.2
Fumbles: Number-Lost	2-2	2-0
Penalties: Number-Yards	5-25	14-91
PUNTS-YARDS	1-42	3-125
Average Yards Per Punt	42.0	41.7
Net Yards Per Punt	21.0	38.7
Inside 20	0	1
50+ Yards	0	1
Touchbacks	0	1
Fair catch	0	1
KICKOFFS-YARDS	5-326	6-387
Average Yards Per Kickoff	65.2	64.5
Net Yards Per Kickoff	43.2	52.3
Touchbacks	2	3
Punt returns: Number-Yards-TD	1-9-0	1-21-0
Average Per Return	9.0	21.0
Kickoff returns: Number-Yds-TD	3-73-0	3-110-0
Average Per Return	24.3	36.7
Interceptions: Number-Yds-TD	0-0-0	2-58-1
Fumble Returns: Number-Yds-TD	0-0-0	1--1-0
Miscellaneous Yards	0	0
Possession Time	25:24	34:36
1st Quarter	7:43	7:17
2nd Quarter	7:18	7:42
3rd Quarter	5:18	9:42
4th Quarter	5:05	9:55
Third-Down Conversions	3 of 9	10 of 15
Fourth-Down Conversions	1 of 2	1 of 1
Red-Zone Scores-Chances	4-4	5-5
Sacks By: Number-Yards	7-54	1-5
PAT Kicks	2-2	5-5
Field Goals	2-2	1-2

Washington

Rushing	No.	Net	TD	Lg	Avg
Sims, James	24	140	2	19	5.8
Stanback,Isaiah	8	47	0	19	5.9
James, Kenny	4	16	0	10	4.0
Russo, Anthony	3	9	0	9	3.0
Palaia, Mark	1	1	0	1	1.0
Totals	40	213	2	19	5.3
Passing	Att-Cmp-Int	Yds	TD	Long	
Stanback,Isaiah	20-8-1	171	0	61	
DuRocher, J.	6-2-1	14	0	7	
Totals	26-10-2	185	0	61	
Receiving	No.	Yds	TD	Long	
Shackelford, S	3	43	0	24	
Russo, Anthony	2	95	0	61	
Sims, James	2	15	0	8	
Chambers, Craig	1	15	0	15	
Kirtan, Johnie	1	10	0	10	
Ellis, Cody	1	7	0	7	
Totals	10	185	0	61	
Punting	No.	Yds	Avg	Long	
Douglas, Sean	1	42	42.0	42	
Defense	UT	AT	TOT	TFL	QBS
Benjamin, Evan	7	5	12	0/0	0-0
White, Scott	7	3	10	0/0	0-0
Goldson, Dashon	3	7	10	0/0	0-0
Wallace, C.J	7	2	9	1/5	0-0
Lobendahn, Joe	5	4	9	2/14	2/14

Arizona State

Rushing	No.	Net	TD	Lg	Avg
Burgess, Rudy	19	67	0	9	3.5
Jones, Preston	12	45	1	10	3.8
Herring, Keegan	3	9	0	6	3.0
Carpenter, Rudy	9	-44	1	9	-4.9
Totals	43	77	2	10	1.8
Passing	Att-Cmp-Int	Yds	TD	Long	
Carpenter, Rudy	34-27-0	401	3	69	
Totals	34-27-0	401	3	69	
Receiving	No.	Yds	TD	Long	
Hagan, Derek	9	115	0	24	
Miller, Matt	5	139	3	69	
Burgess, Rudy	4	29	0	8	
Miller, Zach	3	48	0	26	
Richardson, T	3	24	0	9	
Mutz, Moey	1	38	0	38	
Herring, Keegan	1	5	0	5	
Jones, Preston	1	3	0	3	
Totals	27	401	3	69	
Punting	No.	Yds	Avg	Long	
Ainsworth, J	3	125	41.7	50	
Defense	UT	AT	TOT	TFL	QBS
Robinson, Dale	6	3	9	1.5/4	1-2
Golden, Josh	7	1	8	0/0	0-0
Williams, Jamar	4	3	7	0.5/1	0-0
Cataneese, Zach	4	2	6	0/0	0-0
Davis Jr., Mike	2	2	4	0/0	0-0

2005 GAME RECAPS

Game 9 – Oregon State at Husky Stadium; Nov. 5

Score	1	2	3	4	F	Attendance: 60,717
Oregon State	3	3	6	6	-	18
Washington	0	0	0	10	-	10

Scoring Summary

First Quarter

6:09 OSU- Serna, Alexis 46-yard field goal
Drive: 10 plays, 49 yards, TOP 3:36

Second Quarter

0:06 OSU- Serna 28-yard field goal
Drive: 17 plays, 70 yards, TOP 8:07

Third Quarter

9:33 OSU- Serna 18-yard field goal
Drive: 10 plays, 65 yards, TOP 5:27

4:11 OSU- Serna 32-yard field goal
Drive: 4 plays, 2 yards, TOP 1:52

Fourth Quarter

13:58 WASH- Knudson, Evan 32-yard field goal
Drive: 5 plays, 4 yards, TOP 2:18

4:51 OSU- Serna 41-yard field goal
Drive: 4 plays, 4 yards, TOP 1:02

3:01 OSU- Serna 25-yard field goal
Drive: 4 plays, 9 yards, TOP 1:36

0:48 WASH- Chambers, Craig 5 yd pass from DuRocher, Johnny (Knudson, Evan kick)
Drive: 13 plays, 72 yards, TOP 2:13

OSU-WASH

3-0

6-0

9-0

12-0

12-3

15-3

18-3

18-10

Team Statistics

Team Statistics	OSU	WASH
FIRST DOWNS	12	16
Rushing	4	2
Passing	8	12
Penalty	0	2
NET YARDS RUSHING	127	19
Rushing Attempts	42	27
Average Per Rush	3.0	0.7
Yards Gained Rushing	159	74
Yards Lost Rushing	32	55
NET YARDS PASSING	136	207
Completions-Attempts-Int	17-27-0	16-42-1
Average Per Attempt	5.0	4.9
Average Per Completion	8.0	12.9
TOTAL OFFENSE YARDS	263	226
Total offense plays	69	69
Average Gain Per Play	3.8	3.3
Fumbles: Number-Lost	1-1	4-2
Penalties: Number-Yards	7-61	5-41
PUNTS-YARDS	6-222	6-220
Average Yards Per Punt	37.0	36.7
Net Yards Per Punt	36.5	32.8
Inside 20	1	1
50+ Yards	1	0
Touchbacks	2	0
Fair catch	0	3
KICKOFFS-YARDS	7-426	3-112
Average Yards Per Kickoff	60.9	37.3
Net Yards Per Kickoff	42.1	23.7
Touchbacks	1	0
Punt returns: Number-Yards-TD	2-23-0	1-3-0
Average Per Return	11.5	3.0
Kickoff returns: Number-Yds-TD	2-41-0	6-131-0
Average Per Return	20.5	21.8
Interceptions: Number-Yds-TD	1-20-0	0-0-0
Fumble Returns: Number-Yds-TD	0-0-0	0-0-0
Miscellaneous Yards	0	0
Possession Time	34:47	25:13
1st Quarter	7:31	7:29
2nd Quarter	11:05	3:55
3rd Quarter	8:05	6:55
4th Quarter	8:06	6:54
Third-Down Conversions	5 of 18	7 of 17
Fourth-Down Conversions	1 of 1	0 of 1
Red-Zone Scores-Chances	4-4	2-3
Sacks By: Number-Yards	4-30	1-1
PAT Kicks	0-0	1-1
Field Goals	6-6	1-2

Washington

Rushing	No.	Net	TD	Lg	Avg
Sims, James	19	53	0	31	2.8
Shackelford, S	1	6	0	6	6.0
Stanback,Isaiah	3	-9	0	5	-3.0
Douglas, Sean	1	-13	0	0	-13.0
DuRocher, J	3	-18	0	0	-6.0
Totals	27	19	0	31	0.7
Passing	Att-Cmp-Int	Yds	TD	Long	
DuRocher, J	30-11-1	103	1	20	
Stanback,Isaiah	12-5-0	104	0	35	
Totals	42-16-1	207	1	35	
Receiving	No.	Yds	TD	Long	
Chambers, Craig	8	103	1	35	
Shackelford, S	5	72	0	20	
Russo, Anthony	1	24	0	24	
Lewis, Robert	1	13	0	13	
Sims, James	1	-5	0	0	
Totals	16	207	1	35	
Punting	No.	Yds	Avg	Long	
Douglas, Sean	6	220	36.7	42	
Defense	UT	AT	TOT	TFL	QBS
Benjamin, Evan	8	9	17	1/1	1-1
Goldson, Dashon	4	4	8	1/5	0-0
Fountaine, Matt	5	2	7	0/0	0-0
White, Scott	4	3	7	0/0	0-0
Bomar, Tahj	3	3	6	0/0	0-0

Oregon State

Rushing	No.	Net	TD	Lg	Avg
Bernard, Y	35	122	0	57	3.5
Hass, Mike	1	5	0	5	5.0
Moore, Matt	4	3	0	4	0.8
TEAM	2	-3	0	0	-1.5
Totals	42	127	0	57	3.0
Passing	Att-Cmp-Int	Yds	TD	Long	
Moore, Matt	27-17-0	136	0	24	
Totals	27-17-0	136	0	24	
Receiving	No.	Yds	TD	Long	
Hass, Mike	5	48	0	13	
Hawkins, Josh	4	23	0	11	
Bernard, Y	3	17	0	11	
Jackson, Ruben	2	29	0	24	
Haines, Dan	2	7	0	6	
Vandiver, Jason	1	12	0	12	
Totals	17	136	0	2	
Punting	No.	Yds	Avg	Long	
Paulescu, Sam	6	222	37.0	53	
Defense	UT	AT	TOT	TFL	QBS
Hughes, Brandon	8	0	8	0/0	0-0
Bray, Trent	6	1	7	3/15	2-10
Ellison, Keith	4	2	6	2.5/14	1-12
Anderson, S	3	0	3	2/4	0-0
Darkins, Andy	2	1	3	0.5/0	0-0

Game 10 – Arizona at Arizona Stadium; Nov. 12

Score	1	2	3	4	F	Attendance: 52,505
Washington	7	7	14	10	-	38
Arizona	7	7	0	0	-	14

Scoring Summary

First Quarter

10:57 ARIZ- Syndric Steptoe 17-yard pass from Willie Tuitama (Nick Folk kick)
Drive: 5 plays, 66 yards, TOP 2:12

0:36 WASH- James Sims 2-yard run (Evan Knudson kick)
Drive: 9 plays, 80 yards, TOP 2:27

Second Quarter

1:09 ARIZ- Gilbert Harris 3-yard pass from Tuitama (Folk kick)
Drive: 10 plays, 80 yards, TOP 3:36

0:00 WASH- Craig Chambers 69-yard pass from Isaiah Stanback (Knudson kick)
Drive: 5 plays, 74 yards, TOP 1:05

Third Quarter

12:45 WASH- Stanback 28-yard run (Knudson kick)
Drive: 3 plays, 33 yards, TOP 0:49

2:11 WASH- Stanback 1-yard run (Knudson kick)
Drive: 7 plays, 51 yards, TOP 3:14

Fourth Quarter

8:38 WASH- Knudson 24-yard field goal
Drive: 6 plays, 54 yards, TOP 3:03

7:20 WASH- Roy Lewis 42-yard interception return (Knudson kick)

WASH-ARIZ

0-7

7-7

7-14

14-14

21-14

28-14

31-14

38-14

Team Statistics

Team Statistics	WASH	ARIZ
FIRST DOWNS	21	21
Rushing	16	4
Passing	4	13
Penalty	1	4
NET YARDS RUSHING	333	87
Rushing Attempts	52	30
Average Per Rush	6.4	2.9
Yards Gained Rushing	355	108
Yards Lost Rushing	22	21
NET YARDS PASSING	157	235
Completions-Attempts-Int	10-19-1	22-41-3
Average Per Attempt	8.3	5.7
Average Per Completion	15.7	10.7
TOTAL OFFENSE YARDS	490	322
Total offense plays	71	71
Average Gain Per Play	6.9	4.5
Fumbles: Number-Lost	0-0	2-2
Penalties: Number-Yards	9-95	5-55
PUNTS-YARDS	4-152	6-280
Average Yards Per Punt	38.0	46.7
Net Yards Per Punt	37.5	40.0
Inside 20	1	2
50+ Yards	0	4
Touchbacks	0	1
Fair catch	0	0
KICKOFFS-YARDS	6-386	3-184
Average Yards Per Kickoff	64.3	61.3
Net Yards Per Kickoff	54.3	45.3
Touchbacks	4	1
Punt returns: Number-Yards-TD	2-40-0	1-2-0
Average Per Return	20.0	2.0
Kickoff returns: Number-Yds-TD	2-48-0	2-60-0
Average Per Return	24.0	30.0
Interceptions: Number-Yds-TD	3-91-1	1-0-0
Fumble Returns: Number-Yds-TD	0-0-0	0-0-0
Miscellaneous Yards	0	0
Possession Time	31:52	28:08
1st Quarter	9:38	5:22
2nd Quarter	6:02	8:58
3rd Quarter	6:04	8:56
4th Quarter	10:08	4:52
Third-Down Conversions	6 of 14	6 of 14
Fourth-Down Conversions	1 of 3	0 of 0
Red-Zone Scores-Chances	3-3	2-3
Sacks By: Number-Yards	1-8	2-16
PAT Kicks	5-5	2-2
Field Goals	1-1	0-0

Washington

Rushing	No.	Net	TD	Lg	Avg
Sims, James	30	200	1	46	6.7
Stanback,Isaiah	14	96	2	28	6.9
Singleton,Chris	6	36	0	11	6.0
Paus, Casey	1	2	0	2	2.0
TEAM	1	-1	0	0	-1.0
Totals	52	333	3	46	6.4
Passing	Att-Cmp-Int		Yds	TD	Long
Stanback,Isaiah	19-10-1		157	1	69
Totals	19-10-1		157	1	69
Receiving	No.	Yds	TD	Long	
Russo, Anthony	5	52	0	21	
Chambers, Craig	2	77	1	69	
Lewis, Robert	2	23	0	13	
Sims, James	1	5	0	5	
Totals	10	157	1	69	
Punting	No.	Yds	Avg	Long	
Douglas, Sean	4	152	38.0	48	
Defense	UT	AT	TOT	TFL	QBS
Benjamin, Evan	8	2	10	2.5/11	1-8
Wallace, C.J.	8	0	8	0/0	0-0
Bomar, Tahj	4	1	5	0.5/1	0-0
Lewis, Roy	4	0	4	0/0	0-0
Afoa, Wilson	3	0	3	1/2	0-0

Arizona

Rushing	No.	Net	TD	Lg	Avg
Bell,Mike	16	37	0	8	2.3
Henry,Chris	3	31	0	19	10.3
Harris,Gilbert	7	11	0	5	1.6
Stephoe,S.	1	10	0	10	10.0
Tuitama, Willie	3	-2	0	6	-0.7
Totals	30	87	0	19	2.9
Passing	Att-Cmp-Int		Yds	TD	Long
Tuitama, Willie	41-22-3		235	2	37
Totals	41-22-3		235	2	37
Receiving	No.	Yds	TD	Long	
Johnson,A.	7	56	0	16	
Stephoe,S.	5	80	1	37	
Thomas, Mike	4	45	0	13	
Harris,Gilbert	3	13	1	7	
Bell,Mike	2	36	0	23	
Horton, D.	1	5	0	5	
Totals	22	235	2	37	
Punting	No.	Yds	Avg	Long	
Folk,Nick	6	280	46.7	61	
Defense	UT	AT	TOT	TFL	QBS
Brooks, Darrell	7	5	12	0/0	0-0
Johnson, M.	5	5	10	0/0	0-0
Larsen, Spencer	5	3	8	0/0	0-0
McKinney, John	6	1	7	2.5/9	1-4
Bryan, Copeland	3	2	5	0.5/4	1-4

